

2024 Brownlow Medal Guide

















Wheelo Ratings

Introduction
















- The Wheelo Ratings Brownlow model predicts Brownlow Votes for every game using Coaches Votes, game margin, polling history and game statistics, including SuperCoach, disposals, contested possessions, goals, and more. The model has been optimised using data from 2012 to 2023.
- Probabilities in this report are based on the results of 20,000 simulations of the Brownlow Medal count.
- Brownlow vote counts in this report represent the average votes received across the 20,000 simulations.
- This Brownlow Medal Guide includes:
 - Probabilities for the player polling the most votes, the player with most 3 vote games, the player polling in the most games, the winner's vote count, the winning margin, and whether there will be an outright winner or a tie.
 - Detailed information for the 20 players with the highest expected votes.
 - Game-by-game statistics for the top 20 players.
 - Round-by-round vote predictions for the top 20 players from every team.
 - The 40 most likely 3-vote games across the season.
 - The 8 most likely players to poll in each game of the season, including their key stats.
 - Predicted leaderboard after every round.
- Please note that ineligible players are included in all analyses unless otherwise noted.
- Probabilities are rounded to 0 or 1 decimal place; 0.0% means that there is <0.05% chance, and 0% means that there is <0.5% chance.
- Check out wheeloratings.com for much more AFL content.

Summary
















Most votes

1		Nick Daicos	63.4%
2		Patrick Cripps	41.3%
3		Lachie Neale	2.4%
4		Marcus Bontempelli	1.7%
5		Caleb Serong	0.8%
6		Isaac Heeney 	0.5%
7		Zak Butters	0.2%
8		Zach Merrett	0.1%
9		Errol Gulden	0.1%
10		Chad Warner	0.0%
11		Adam Treloar	0.0%
12		Noah Anderson	0.0%
13		Tom Green	0.0%
14		Jai Newcombe	0.0%
15		Andrew Brayshaw	0.0%

Most 3 vote games

1		Nick Daicos	63.1%
2		Patrick Cripps	28.6%
3		Lachie Neale	22.5%
4		Marcus Bontempelli	11.5%
5		Caleb Serong	3.4%
6		Noah Anderson	3.3%
7		Isaac Heeney	1.7%
8		Zak Butters	1.3%
9		Chad Warner	0.9%
10		Zach Merrett	0.6%
11		Errol Gulden	0.5%
12		Jeremy Cameron	0.4%
13		Adam Treloar	0.3%
14		Jai Newcombe	0.2%
15		Andrew Brayshaw	0.2%

Most games polling votes

1		Patrick Cripps	61.0%
2		Nick Daicos	57.9%
3		Marcus Bontempelli	2.4%
4		Caleb Serong	2.4%
5		Isaac Heeney	2.1%
6		Zak Butters	1.9%
7		Lachie Neale	1.4%
8		Zach Merrett	0.8%
9		Errol Gulden	0.7%
10		Adam Treloar	0.2%
11		Tom Green	0.1%
12		Chad Warner	0.0%
13		Andrew Brayshaw	0.0%
14		Jason Horne-Francis	0.0%
15		Noah Anderson	0.0%

 denotes ineligible players.

Summary

Please note that ineligible players are excluded from the analysis on this page.

Winner's vote count

29	0.3%
30	1.4%
31	3.1%
32	6.4%
33	10.1%
34	13.2%
35	15.2%
36	14.2%
37	12.0%
38	9.4%
39	6.2%
40	3.9%
41	2.4%
42	1.1%
43	0.6%

Winning margin






















Tie	9.9%
1	18.5%
2	15.9%
3	14.1%
4	11.6%
5	9.3%
6	7.1%
7	4.9%
8	3.5%
9	2.3%
10+	2.9%


Outright winner or tie

Outright winner	90.1%
Nick Daicos, Patrick Cripps	7.5%
Nick Daicos, Lachie Neale	0.5%
Nick Daicos, Marcus Bontempelli	0.4%
Patrick Cripps, Lachie Neale	0.3%
Patrick Cripps, Marcus Bontempelli	0.3%
Nick Daicos, Caleb Serong	0.2%
Nick Daicos, Patrick Cripps, Lachie Neale	0.1%
Nick Daicos, Patrick Cripps, Marcus Bontempelli	0.1%
Patrick Cripps, Caleb Serong	0.1%
Nick Daicos, Patrick Cripps, Caleb Serong	0.1%
Nick Daicos, Zak Butters	0.0%
Patrick Cripps, Zak Butters	0.0%
Nick Daicos, Zach Merrett	0.0%
Lachie Neale, Marcus Bontempelli	0.0%






















Top 20 players

Top 20 players

	M	Votes	95% CI		Overall rank					Game rank				Voting History										
			Low	High	Win	1st	Top 3	Top 5	Top 10	1st	2nd	3rd	Top 5	Career	Avg	2017	2018	2019	2020	2021	2022	2023		
1		Nick Daicos	23	34.4	28	41	63.5%	63.4%	98%	100%	100%	9	3	3	19	39	0.93						11	28
2		Patrick Cripps	23	33.0	27	39	41.4%	41.3%	96%	100%	100%	8	7	0	16	141	0.78	5	20	26	10	5	29	22
3		Lachie Neale	22	27.3	22	33	2.4%	2.4%	43%	82%	100%	8	1	2	13	187	0.82	14	11	26	31	8	28	31
4		Marcus Bontempelli	23	26.7	21	33	1.7%	1.7%	36%	77%	99%	6	5	1	15	169	0.83	19	9	22	10	33	10	29
5		Caleb Serong	23	24.6	18	32	0.9%	0.8%	18%	48%	90%	3	6	3	16	35	0.45				1	5	5	24
6		Isaac Heeney 	21	23.8	17	31	0.0%	0.5%	13%	40%	86%	5	6	1	16	46	0.28	4	7	6	5	8	7	2
7		Zak Butters	23	22.0	15	30	0.2%	0.2%	7%	23%	69%	3	6	4	17	33	0.38			0	2	1	3	27
8		Noah Anderson	23	21.2	17	26	0.0%	0.0%	1%	9%	68%	7	0	0	12	44	0.54				0	8	14	22
9		Errol Gulden	23	21.1	15	28	0.1%	0.1%	3%	15%	61%	4	3	3	15	32	0.52					2	3	27
10		Zach Merrett	23	20.9	14	28	0.1%	0.1%	4%	15%	59%	3	6	3	15	128	0.63	15	10	16	13	20	17	17
11		Chad Warner	22	20.5	15	27	0.0%	0.0%	2%	11%	55%	3	6	2	13	29	0.53				0	1	12	16
12		Adam Treloar	22	20.3	15	26	0.0%	0.0%	1%	7%	52%	5	1	3	14	91	0.42	11	8	18	4	7	6	4
13		Jai Newcombe	23	18.6	13	24	0.0%	0.0%	0%	2%	29%	5	3	1	10	29	0.57					0	11	18
14		Andrew Brayshaw	23	17.3	12	24	0.0%	0.0%	0%	2%	19%	3	3	0	13	55	0.45		0	1	9	10	25	10
15		Tom Green	23	17.1	10	25	0.0%	0.0%	1%	3%	21%	4	2	4	15	26	0.41				0	6	4	16
16		Jeremy Cameron	22	17.0	14	20	0.0%	0.0%	0%	0%	5%	5	1	1	7	87	0.40	5	6	13	3	6	19	13
17		Sam Walsh	19	16.9	12	22	0.0%	0.0%	0%	0%	11%	2	6	1	11	63	0.66			6	8	30	14	5
18		Max Gawn	21	16.7	11	22	0.0%	0.0%	0%	1%	12%	4	2	2	12	108	0.56	3	20	17	13	16	12	7
19		Matt Rowell	23	16.6	12	22	0.0%	0.0%	0%	0%	9%	3	4	1	9	25	0.40				9	0	4	12
20		Rowan Marshall	23	15.4	9	22	0.0%	0.0%	0%	0%	8%	3	3	1	12	25	0.23	0	0	7	8	4	3	3






















Notes:  denotes ineligible players. 95% CI means that there is a 95 per cent probability of the player's final vote count falling within this range.

Top 20 players - votes by round

		M	Votes	0	1	2	3	4	5	6	7	8	9	10	11	12	13	14	15	16	17	18	19	20	21	22	23	24
1		Nick Daicos	23	34.4	0.8	1.5	0.0	1.1	0.2	2.3	0.3	3.0	2.9	2.9	2.6	1.8	0.0	2.1	2.1	0.7	0.4	0.0	3.0	1.3	0.1	2.4	3.0	
2		Patrick Cripps	23	33.0	0.4	2.3	0.0	1.3	0.2	0.1	2.9	1.4	0.0	2.7	1.7	0.1	2.6	2.9	1.2	2.0	2.2	0.2	2.4	0.1	2.7	2.0		
3		Lachie Neale	22	27.3	0.2	0.0	2.5	0.8	0.2	0.1	0.0	1.1	0.1	2.8	0.9	2.6	0.0	2.0	0.1	2.9	3.0	0.0	2.8	2.0	0.1	0.3	2.7	
4		Marcus Bontempelli	23	26.7	0.0	2.7	0.5	1.9	0.0	1.1	0.0	2.6	1.9	0.1	1.2	2.9	0.1	3.0	3.0	0.0	0.2	0.2	0.1	2.9	0.2	1.2	0.9	
5		Caleb Serong	23	24.6	3.0	2.2	0.7	0.2	0.8	0.1	2.2	2.2	0.8	1.5	0.1	0.8	0.0	0.5	1.6	0.0	0.5	2.3	2.5	0.2	2.3	0.0	0.0	
6		Isaac Heeney 	21	23.8	2.0	2.4	1.8	0.7	2.4	1.3	1.3	0.3	1.6	2.1	0.2	1.6	0.4	0.1	0.0	0.7	0.0	0.1	0.0	2.5	2.6	0.0	0.0	
7		Zak Butters	23	22.0	2.0	2.9	0.0	0.5	0.6	0.6	1.2	1.4	2.5	0.7	0.1	0.0	0.0	0.2	1.4	1.1	0.6	0.2	0.1	0.8	1.1	3.0	1.1	
8		Noah Anderson	23	21.2	0.4	2.4	0.0	0.2	3.0	0.0	2.6	0.0	0.1	2.8	0.0	2.4	0.2	0.0	2.4	0.5	2.9	0.0	0.0	0.1	0.1	0.2	1.0	
9		Errol Gulden	23	21.1	0.0	0.5	1.0	0.0	2.5	0.9	1.0	1.4	0.2	0.2	1.0	2.5	1.0	2.8	0.0	0.1	2.6	1.3	0.1	0.0	0.0	0.1	1.7	
10		Zach Merrett	23	20.9	1.3	1.0	1.1	0.3	1.3	2.1	2.6	2.7	0.2	0.0	1.1	0.4	0.0	0.6	0.1	2.5	0.0	0.9	0.0	0.1	1.5	0.0	1.0	
11		Chad Warner	22	20.5	0.3	1.5	0.4	0.0	0.1	0.1	1.2	2.4	1.6	2.7	3.0	1.2	0.0	0.0	0.1	0.7	2.1	0.1	0.0	0.0	2.4	0.6	0.0	
12		Adam Treloar	22	20.3	0.0	0.1	2.9	0.3	0.1	0.7	0.0	0.5	2.4	2.7	0.3	1.1	0.1	0.6	0.3	0.2	2.8	2.7	1.9	0.0	0.5	0.1	0.0	
13		Jai Newcombe	23	18.6	0.0	0.0	0.0	0.4	0.0	2.3	0.0	0.1	2.2	0.0	0.2	0.9	0.1	1.9	2.2	0.0	0.2	0.2	1.2	1.3	0.1	2.7	2.7	
14		Andrew Brayshaw	23	17.3	0.7	0.4	0.0	2.7	0.1	0.0	0.3	0.2	0.0	0.3	0.2	0.1	0.0	1.9	0.4	2.4	0.1	2.5	2.4	1.2	0.0	0.7	0.7	
15		Tom Green	23	17.1	1.1	2.6	1.8	0.1	0.0	0.0	2.9	0.0	0.8	0.1	0.3	0.1	0.4	0.3	0.6	0.3	1.2	0.7	1.4	0.1	0.9	1.0	0.3	
16		Jeremy Cameron	22	17.0	1.3	0.0	0.1	0.9	3.0	0.0	2.8	0.0	0.0	0.0	0.0	0.0	0.0	0.0	0.0	2.8	0.0	0.0	0.1	3.0	0.0	0.0	3.0	
17		Sam Walsh	19	16.9	2.4	1.7	0.3	0.7	1.5	0.0	1.8	2.8	0.1	1.6	1.8	0.0	0.0	0.1	0.1	0.2	0.0	0.1	0.1	0.2	0.0	0.0	1.8	
18		Max Gawn	21	16.7	0.0	2.0	0.3	2.7	1.1	1.6	2.7	0.6	0.0	0.0	3.0	0.1	1.4	0.2	0.0	0.0	0.0	0.0	0.0	0.0	0.3	0.6	0.1	0.0
19		Matt Rowell	23	16.6	2.9	1.8	0.0	0.1	0.5	0.0	1.2	0.0	0.0	1.8	0.0	2.1	0.0	0.0	0.0	0.0	0.0	0.0	0.0	2.0	2.5	0.0	1.5	
20		Rowan Marshall	23	15.4	0.1	0.4	0.1	0.2	2.1	0.0	0.0	0.1	2.2	1.7	0.0	0.3	0.1	0.0	1.1	0.3	0.1	0.7	1.5	0.0	2.6	1.7	0.1	






















 denotes ineligible players.

Top 20 players - cumulative votes

		M	Votes	0	1	2	3	4	5	6	7	8	9	10	11	12	13	14	15	16	17	18	19	20	21	22	23	24		
1		Nick Daicos	23	34.4	0.8	2.3	2.3	3.4	3.6	3.6	5.8	6.1	9.1	12.0	14.9	17.5	19.3	19.3	21.4	21.4	23.5	24.3	24.6	24.7	27.6	29.0	29.0	31.4	34.4	
2		Patrick Cripps	23	33.0	0.4	2.7	2.7	4.0	4.2	4.3	7.2	8.6	8.6	10.4	10.4	13.1	14.7	14.8	14.8	17.4	20.3	21.5	23.5	25.7	25.8	28.3	28.3	31.0	33.0	
3		Lachie Neale	22	27.3	0.2	0.2	0.2	2.7	3.5	3.7	3.8	3.8	4.9	5.0	7.8	8.7	8.7	11.3	11.3	13.3	13.5	16.4	19.4	19.4	22.2	24.2	24.3	24.6	27.3	
4		Marcus Bontempelli	23	26.7	0.0	0.0	2.7	3.3	5.2	5.2	6.2	6.3	8.9	10.7	10.8	12.0	14.9	15.0	18.0	18.0	21.0	21.0	21.2	21.3	21.5	24.3	24.6	25.8	26.7	
5		Caleb Serong	23	24.6	0.0	3.0	5.2	5.9	6.1	6.9	7.0	9.2	11.4	12.1	13.7	13.7	14.6	14.6	14.6	15.1	16.7	16.7	17.2	19.5	22.0	22.3	24.6	24.6	24.6	
6		Isaac Heeney 	21	23.8	2.0	4.4	6.1	6.8	9.2	9.2	10.5	11.8	12.1	13.7	15.8	16.0	16.0	17.5	17.9	18.0	18.1	18.7	18.7	18.7	18.8	18.8	21.3	23.8	23.8	
7		Zak Butters	23	22.0	0.0	2.0	4.9	4.9	5.4	5.9	6.5	7.7	9.1	11.6	12.3	12.4	12.4	12.4	12.4	12.6	14.0	15.1	15.7	15.8	16.0	16.8	17.9	20.9	22.0	
8		Noah Anderson	23	21.2	0.4	2.8	2.9	2.9	3.0	6.0	6.0	8.6	8.6	8.7	11.5	11.5	13.9	14.2	14.2	14.2	16.5	17.0	19.9	19.9	19.9	20.0	20.1	20.3	21.2	
9		Errol Gulden	23	21.1	0.0	0.5	1.5	1.5	4.0	4.0	4.8	5.8	7.3	7.5	7.7	8.7	8.7	11.2	12.2	15.0	15.0	15.2	17.8	19.1	19.2	19.2	19.2	19.3	21.1	
10		Zach Merrett	23	20.9	0.0	1.3	2.3	3.4	3.7	5.0	7.1	9.7	12.4	12.6	13.7	14.2	14.2	14.2	14.8	14.9	17.3	17.4	18.3	18.3	18.4	19.9	19.9	20.9		
11		Chad Warner	22	20.5	0.3	1.8	2.2	2.2	2.3	2.3	2.4	3.6	6.0	7.5	10.2	13.2	13.2	14.4	14.4	14.5	14.6	15.3	17.4	17.5	17.5	17.5	19.9	19.9	20.5	
12		Adam Treloar	22	20.3	0.0	0.0	0.1	3.0	3.3	3.4	4.1	4.1	4.6	7.0	9.7	10.0	11.1	11.2	11.8	11.8	12.1	12.3	12.3	15.1	17.8	19.7	19.7	20.2	20.3	
13		Jai Newcombe	23	18.6	0.0	0.0	0.0	0.0	0.4	0.4	2.7	2.7	2.9	5.1	5.1	5.3	6.2	6.3	8.1	8.1	10.3	10.3	10.5	10.7	11.9	13.2	13.2	15.9	18.6	
14		Andrew Brayshaw	23	17.3	0.0	0.7	1.0	1.1	3.7	3.8	3.8	4.2	4.4	4.4	4.7	4.9	5.0	5.0	5.0	6.9	7.3	9.7	9.8	12.3	14.7	15.9	15.9	16.6	17.3	
15		Tom Green	23	17.1	1.1	3.7	5.5	5.5	5.6	5.7	5.7	8.6	8.6	9.4	9.5	9.8	9.8	9.9	10.3	10.6	11.3	11.6	12.8	13.5	14.9	14.9	15.9	16.9	17.1	
16		Jeremy Cameron	22	17.0	0.0	1.3	1.3	1.4	2.2	5.2	5.2	8.0	8.0	8.0	8.0	8.0	8.0	8.0	8.0	8.0	8.0	8.1	10.9	10.9	10.9	11.0	14.0	14.0	14.0	17.0
17		Sam Walsh	19	16.9	0.0	0.0	0.0	0.0	0.0	2.4	4.1	4.4	5.1	6.6	6.6	8.5	11.2	11.3	11.3	12.9	14.7	14.7	14.7	14.8	14.9	15.1	15.1	15.1	16.9	
18		Max Gawn	21	16.7	0.0	2.0	2.4	5.0	6.2	7.7	7.7	10.5	11.1	11.1	11.1	14.0	14.1	15.6	15.6	15.7	15.7	15.7	15.7	15.7	15.8	16.0	16.6	16.7	16.7	
19		Matt Rowell	23	16.6	2.9	4.7	4.7	4.7	4.8	5.4	5.4	6.6	6.6	6.6	8.4	8.4	10.5	10.5	10.5	10.5	10.5	10.5	10.5	10.5	10.6	12.5	15.0	15.0	16.6	
20		Rowan Marshall	23	15.4	0.0	0.1	0.5	0.6	0.8	2.9	2.9	2.9	3.0	5.1	6.9	6.9	7.2	7.3	7.3	7.3	8.4	8.7	8.8	9.5	11.0	11.0	13.6	15.3	15.4	

 denotes ineligible players.

Top 20 players - probability of leading after round

		0	1	2	3	4	5	6	7	8	9	10	11	12	13	14	15	16	17	18	19	20	21	22	23	24	
1	 Nick Daicos	12.8	6.9	1.8	4.2	1.2	0.6	3.6	1.0	4.6	13.8	28.6	53.2	68.5	56.2	71.5	66.0	68.7	66.9	55.1	38.3	63.7	55.3	52.0	53.7	63.4	
2	 Patrick Cripps	5.2	5.7	1.2	3.8	1.2	0.8	6.1	5.5	1.9	3.4	0.8	2.7	4.8	3.8	1.1	8.0	14.6	20.6	35.6	56.2	32.6	43.2	40.0	47.7	41.3	
3	 Lachie Neale	2.4	0.0	0.0	0.2	0.2	0.3	0.1	0.0	0.0	0.0	0.1	0.1	0.0	0.2	0.0	0.4	0.1	0.7	3.2	1.5	4.1	5.5	5.2	1.9	2.4	
4	 Marcus Bontempelli	0.0	0.0	0.1	0.4	2.1	0.8	2.7	0.4	1.9	4.3	1.2	1.3	6.1	4.6	13.3	11.5	20.8	13.7	9.2	5.7	2.4	5.2	5.4	3.2	1.7	
5	 Caleb Serong	0.0	0.2	18.7	22.5	7.1	12.4	6.9	9.9	19.7	16.9	17.7	8.5	8.0	5.9	2.5	3.5	3.2	2.0	1.9	4.3	7.4	3.5	9.6	3.3	0.9	
6	 Isaac Heeney 	34.4	40.5	58.3	53.4	76.4	59.1	67.5	53.2	34.8	41.8	50.2	30.3	17.4	29.8	19.0	18.2	6.9	7.7	4.9	2.6	1.0	0.3	1.4	2.0	0.5	
7	 Zak Butters	0.0	0.0	10.6	3.3	1.1	3.9	4.3	3.7	5.2	12.3	7.9	3.7	1.6	1.0	0.3	0.4	0.3	0.6	0.5	0.3	0.1	0.1	0.2	0.4	0.2	
8	 Noah Anderson	1.3	6.3	0.6	0.1	0.1	2.3	0.8	2.3	0.5	0.1	1.0	0.1	1.0	1.1	0.3	0.2	0.4	0.4	2.8	1.3	0.3	0.1	0.1	0.0	0.0	
9	 Errol Gulden	0.1	0.1	0.6	0.2	1.3	0.6	1.6	1.1	1.7	0.9	0.4	0.3	0.1	0.7	0.5	3.6	0.9	0.6	2.1	2.9	1.3	0.4	0.3	0.1	0.1	
10	 Zach Merrett	0.0	0.0	1.2	4.8	1.6	4.5	12.2	19.2	38.1	22.8	9.7	9.2	6.5	4.9	1.9	3.0	0.9	2.9	1.7	1.9	0.8	0.3	0.8	0.2	0.1	
11	 Chad Warner	5.0	3.0	2.5	1.2	0.3	0.1	0.0	0.1	0.4	0.7	2.2	6.0	2.5	5.6	2.1	1.8	0.3	0.6	1.5	0.8	0.3	0.1	0.4	0.1	0.0	
12	 Adam Treloar	0.0	0.0	0.0	0.0	0.0	0.0	0.2	0.0	0.0	0.1	0.4	0.1	0.3	0.2	0.1	0.1	0.0	0.0	0.0	0.0	0.2	0.3	0.2	0.1	0.0	
13	 Jai Newcombe	0.0	0.0	0.0	0.0	0.0	0.0	0.0	0.0	0.0	0.0	0.0	0.0	0.0	0.0	0.0	0.0	0.0	0.0	0.0	0.0	0.0	0.0	0.0	0.0	0.0	0.0
14	 Andrew Brayshaw	0.0	0.0	0.0	0.0	0.3	0.3	0.1	0.0	0.0	0.0	0.0	0.0	0.0	0.0	0.0	0.0	0.0	0.0	0.0	0.0	0.0	0.0	0.0	0.0	0.0	0.0
15	 Tom Green	18.7	23.8	38.2	21.7	5.9	3.5	1.3	4.9	1.2	1.6	0.4	0.2	0.1	0.0	0.0	0.1	0.0	0.0	0.0	0.0	0.1	0.0	0.0	0.0	0.0	
16	 Jeremy Cameron	0.0	0.0	0.0	0.0	0.0	1.5	0.6	1.9	0.3	0.0	0.0	0.0	0.0	0.0	0.0	0.0	0.0	0.0	0.0	0.0	0.0	0.0	0.0	0.0	0.0	
17	 Sam Walsh	0.0	0.0	0.0	0.0	0.0	0.0	0.0	0.0	0.0	0.0	0.0	0.0	0.0	0.0	0.0	0.1	0.1	0.0	0.0	0.0	0.0	0.0	0.0	0.0	0.0	
18	 Max Gawn	0.0	0.1	0.4	8.4	8.5	25.1	13.4	24.2	17.2	7.5	2.2	7.3	3.3	8.0	3.1	3.2	0.5	0.3	0.1	0.1	0.0	0.0	0.0	0.0	0.0	
19	 Matt Rowell	88.5	50.8	12.0	3.6	0.3	1.0	0.3	0.4	0.0	0.0	0.0	0.0	0.0	0.0	0.0	0.0	0.0	0.0	0.0	0.0	0.0	0.0	0.0	0.0	0.0	
20	 Rowan Marshall	0.0	0.0	0.0	0.0	0.0	0.1	0.0	0.0	0.0	0.0	0.0	0.0	0.0	0.0	0.0	0.0	0.0	0.0	0.0	0.0	0.0	0.0	0.0	0.0	0.0	

 denotes ineligible players.

1. Nick Daicos

Key stats per round

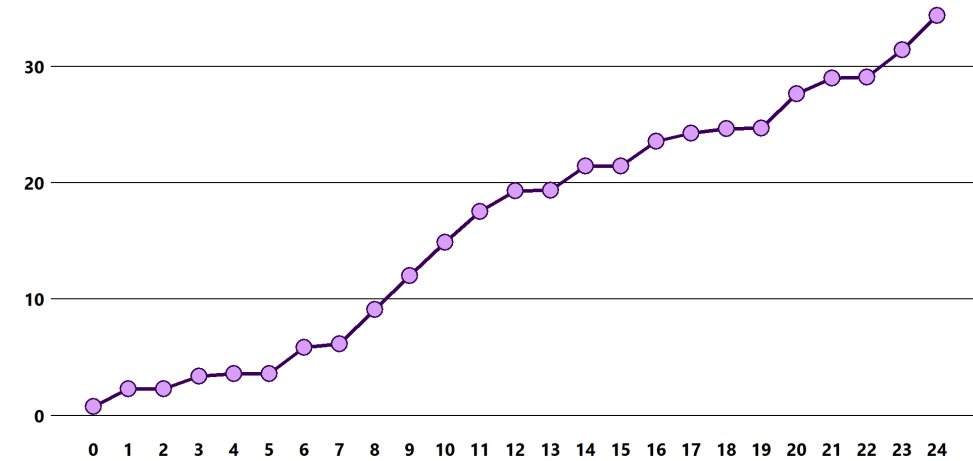
Round	Game Rank	Team Logo	Votes	CV	Player Rating	SC	Dis.	CP	Clr	Mtrs Gnd	Gls	SI
0	4		0.77	2	22.4	131	34	16	10	663	1	6
1	3		1.49	5	17.4	135	37	15	7	422	1	7
2	21		0.01	0	8.6	54	22	9	3	295	0	4
3	3		1.11	5	14.1	112	30	6	2	650	0	7
4	7		0.19	0	13.2	102	26	9	3	304	1	7
5												
6	1		2.27	8	26.9	133	30	15	8	757	0	14
7	5		0.30	0	26.6	128	27	7	2	625	1	7
8	1		2.99	10	25.1	150	32	15	7	626	2	5
9	1		2.87	10	17.7	147	36	17	7	476	1	9
10	1		2.89	10	10.2	105	41	22	14	542	0	7
11	1		2.64	9	12.2	130	35	19	10	582	0	8
12	2		1.80	8	32.2	156	32	27	16	627	2	8
13	10		0.02	0	11.3	64	15	8	7	135	1	3
14	1		2.09	7	26.7	129	29	18	6	490	2	10
15												
16	2		2.12	8	16.4	116	32	11	5	691	2	9
17	3		0.71	2	10.9	92	31	17	12	395	0	3
18	5		0.37	0	14.4	89	32	13	11	391	0	6
19	11		0.03	0	7.1	106	24	10	6	306	1	8
20	1		2.96	10	20.1	147	42	18	11	613	0	12
21	2		1.35	5	14.1	101	28	15	7	471	1	6
22	5		0.08	0	2.4	66	25	13	9	269	0	3
23	1		2.36	8	15.0	116	25	9	4	337	2	9
24	1		2.97	10	21.3	186	40	10	9	675	2	11

Key stats summary

	Avg	Rank		Avg	Rank		
Coaches Votes	5.09	2	ELITE	Contested Possessions	13.9	4	ELITE
Player Rating	16.80	7	ELITE	Uncontested Possessions	16.3	20	ELITE
Supercoach	117.2	8	ELITE	Ground Ball Gets	8.7	8	ELITE
Disposals	30.7	4	ELITE	Hard Ball Gets	1.8	38	ABOVE AVG
Metres Gained	493.1	13	ELITE	Loose Ball Gets	6.9	3	ELITE
Centre Clearances	3.0	2	ELITE	Handball Receives	11.7	11	ELITE
Total Clearances	7.7	3	ELITE	Inside 50s	5.5	6	ELITE
Goals	0.87	80	ABOVE AVG	Tackles	3.8	64	ABOVE AVG
Score Involvements	7.3	7	ELITE	Pressure Acts	20.9	33	ELITE

Rank is out of all players who have played 16+ matches.

Predicted cumulative votes



2. Patrick Cripps

Key stats per round

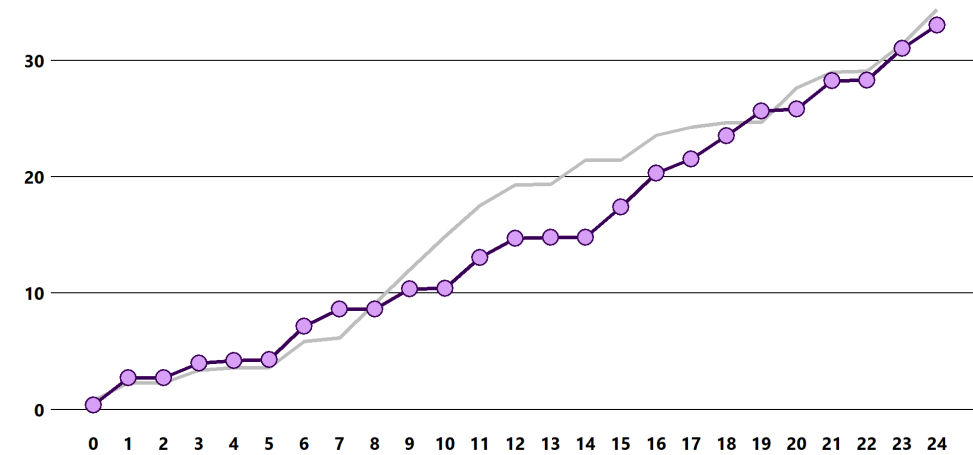
Round	Game Rank	Votes	CV	Player Rating	SC	Dis.	CP	Clr	Mtrs Gnd	Gls	SI
0	4	0.38	0	13.8	84	23	10	2	239	1	1
1	1	2.33	7	21.1	135	31	21	4	306	0	7
2											
3	2	1.28	6	18.9	100	28	15	9	281	1	9
4	7	0.21	0	14.2	101	20	12	3	275	1	6
5	7	0.06	0	14.4	110	22	10	7	225	1	5
6	1	2.89	10	30.3	142	39	24	13	401	0	11
7	2	1.45	4	22.8	116	29	14	8	359	2	8
8	11	0.03	0	8.9	68	22	10	6	313	0	2
9	2	1.74	5	20.1	132	35	19	7	307	1	4
10	7	0.02	0	4.9	83	24	14	5	343	0	5
11	1	2.67	10	23.8	131	31	16	13	255	1	11
12	2	1.66	7	19.0	103	22	9	3	467	2	11
13	6	0.09	0	11.8	75	19	14	7	214	0	4
14											
15	1	2.59	9	18.8	99	41	18	14	498	0	8
16	1	2.92	10	27.6	144	40	17	14	468	1	8
17	2	1.20	4	30.7	144	33	21	11	371	2	9
18	2	2.00	6	24.4	115	28	15	11	550	2	7
19	2	2.15	8	16.3	114	29	14	9	302	0	9
20	6	0.15	0	10.9	86	25	18	8	370	0	3
21	1	2.44	9	15.2	125	30	15	7	556	1	9
22	11	0.06	0	13.1	86	25	15	8	247	0	8
23	1	2.72	10	22.4	142	35	21	10	419	0	12
24	1	1.99	8	16.9	106	30	18	8	214	0	5

Key stats summary

	Avg	Rank		Avg	Rank	
Coaches Votes	4.91	3	ELITE	Contested Possessions	15.7	1 ELITE
Player Rating	18.27	2	ELITE	Uncontested Possessions	13.2	68 ABOVE AVG
Supercoach	110.5	17	ELITE	Ground Ball Gets	8.5	11 ELITE
Disposals	28.7	11	ELITE	Hard Ball Gets	3.9	3 ELITE
Metres Gained	347.0	79	ABOVE AVG	Loose Ball Gets	4.7	41 ABOVE AVG
Centre Clearances	3.4	1	ELITE	Handball Receives	9.5	28 ELITE
Total Clearances	8.1	1	ELITE	Inside 50s	4.7	14 ELITE
Goals	0.70	95	ABOVE AVG	Tackles	5.5	17 ELITE
Score Involvements	7.0	14	ELITE	Pressure Acts	20.7	36 ABOVE AVG

Rank is out of all players who have played 16+ matches.

Predicted cumulative votes



3. Lachie Neale

Key stats per round

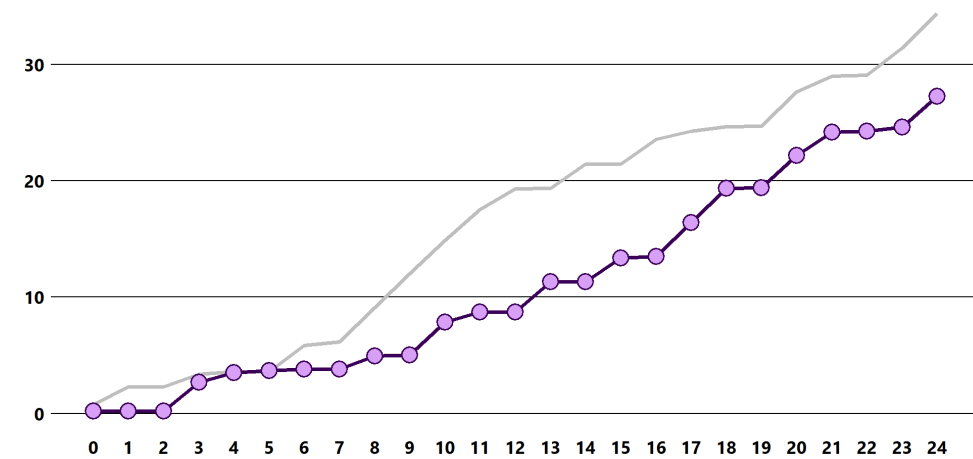
Round	Game Rank	Votes	CV	Player Rating	SC	Dis.	CP	Clr	Mtrs Gnd	Gls	SI
0	6	0.18	0	13.8	112	25	13	5	211	0	6
1											
2											
3	1	2.49	9	15.6	129	35	20	10	410	1	8
4	4	0.85	8	13.4	125	27	14	7	316	0	6
5	6	0.16	0	16.7	109	24	14	8	195	0	6
6	8	0.11	0	13.5	109	28	14	7	338	0	3
7	16	0.01	0	7.2	71	21	10	7	181	0	3
8	3	1.13	2	16.8	168	34	13	3	312	0	8
9	9	0.09	0	7.4	79	25	11	5	329	0	2
10	1	2.82	10	22.5	162	36	9	5	584	0	11
11	3	0.88	4	13.7	110	29	13	4	637	0	10
12											
13	1	2.60	10	25.3	134	38	14	10	378	2	6
14	9	0.02	0	8.8	70	20	13	7	284	0	4
15	2	2.02	8	27.9	149	37	18	10	352	0	11
16	6	0.12	0	14.4	114	29	12	6	232	0	7
17	1	2.92	10	24.1	179	36	18	10	523	3	8
18	1	2.98	10	24.9	143	34	19	13	481	2	10
19	13	0.01	0	9.5	78	18	7	6	240	0	4
20	1	2.78	10	16.6	117	35	13	10	334	1	6
21	1	2.01	8	22.6	103	33	13	13	279	0	7
22	8	0.09	0	14.6	87	24	11	4	301	1	7
23	4	0.33	0	21.9	123	22	13	8	340	2	6
24	1	2.68	8	28.0	166	40	19	7	473	1	11

Key stats summary

	Avg	Rank		Avg	Rank	
Coaches Votes	4.41	4	ELITE	Contested Possessions	13.7	6
Player Rating	17.24	4	ELITE	Uncontested Possessions	15.7	28
Supercoach	119.9	5	ELITE	Ground Ball Gets	10.2	2
Disposals	29.5	7	ELITE	Hard Ball Gets	3.1	8
Metres Gained	351.4	78	ABOVE AVG	Loose Ball Gets	7.1	2
Centre Clearances	2.5	9	ELITE	Handball Receives	9.5	27
Total Clearances	7.5	5	ELITE	Inside 50s	4.8	12
Goals	0.59	115	ABOVE AVG	Tackles	3.2	91
Score Involvements	6.8	18	ELITE	Pressure Acts	17.3	69

Rank is out of all players who have played 16+ matches.

Predicted cumulative votes



4. Marcus Bontempelli

Key stats per round

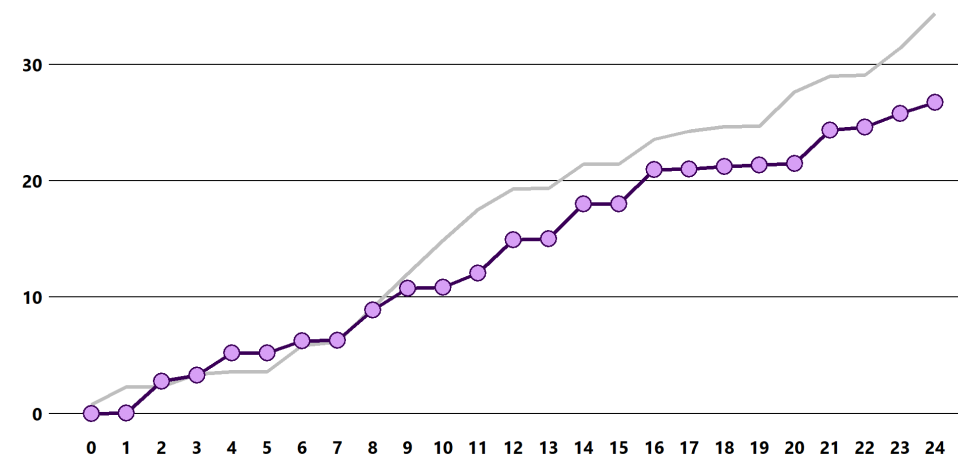
Round	Game Rank	Votes	CV	Player Rating	SC	Dis.	CP	Clr	Mtrs Gnd	Gls	SI
0											
1	7	0.03	0	21.8	126	25	15	6	420	1	9
2	1	2.72	10	24.1	136	32	19	11	567	2	7
3	4	0.51	0	18.9	110	16	11	4	144	3	8
4	2	1.91	5	24.4	141	35	14	7	638	1	8
5	23	0.00	0	10.9	73	17	8	5	180	0	4
6	3	1.07	5	22.9	125	24	13	3	399	3	6
7	9	0.03	0	12.3	102	27	13	5	295	0	7
8	1	2.59	9	31.9	142	26	16	7	407	2	11
9	2	1.86	7	28.2	135	32	19	10	480	2	14
10	9	0.09	0	11.4	93	18	10	7	363	0	4
11	2	1.22	7	12.3	135	26	19	5	358	0	7
12	1	2.88	10	27.4	186	38	16	10	519	2	8
13	6	0.09	0	21.2	99	19	10	2	361	3	9
14	1	2.98	10	27.7	162	30	13	7	682	3	15
15											
16	1	2.98	10	22.6	157	35	20	11	647	0	6
17	9	0.03	0	8.0	106	21	8	1	351	2	6
18	4	0.20	1	18.9	108	20	10	8	437	1	7
19	5	0.15	0	13.9	122	27	19	8	498	0	7
20	6	0.14	0	18.9	109	22	12	6	482	1	5
21	1	2.85	10	21.1	182	33	12	5	532	2	16
22	8	0.25	0	14.0	119	26	10	2	549	2	8
23	2	1.20	5	16.0	123	29	14	6	372	0	11
24	2	0.93	4	22.1	116	22	17	11	402	1	9

Key stats summary

	Avg	Rank		Avg	Rank	
Coaches Votes	4.04	6	ELITE	Contested Possessions	13.8	5
Player Rating	19.60	1	ELITE	Uncontested Possessions	13.6	62
Supercoach	126.4	1	ELITE	Ground Ball Gets	8.1	15
Disposals	26.1	21	ELITE	Hard Ball Gets	2.3	22
Metres Gained	438.4	30	ELITE	Loose Ball Gets	5.6	14
Centre Clearances	2.8	7	ELITE	Handball Receives	9.3	32
Total Clearances	6.4	9	ELITE	Inside 50s	5.7	5
Goals	1.35	46	ABOVE AVG	Tackles	5.5	16
Score Involvements	8.3	1	ELITE	Pressure Acts	21.8	23

Rank is out of all players who have played 16+ matches.

Predicted cumulative votes



5. Caleb Serong

Key stats per round

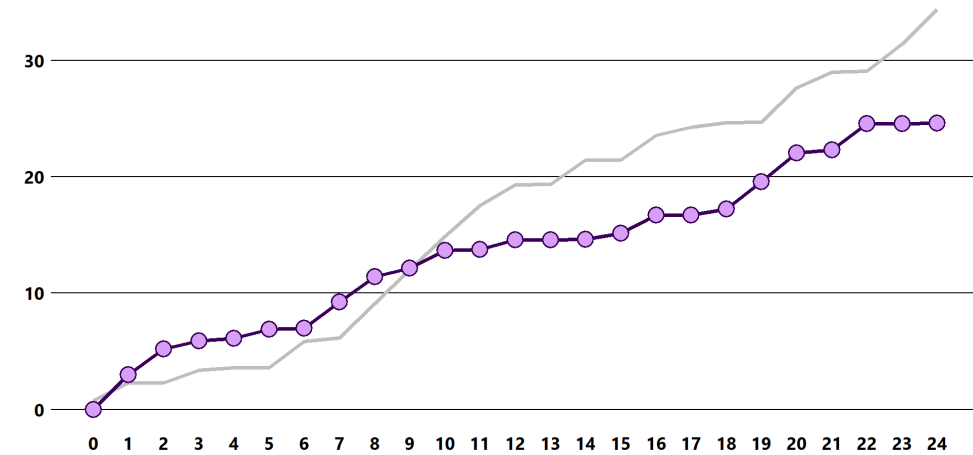
Round	Game Rank	CV	Player Rating	SC	Dis.	CP	Clr	Mtrs Gnd	Gls	SI	
0											
1	1	2.97	10	25.9	170	46	21	10	433	0	6
2	1	2.23	7	21.5	141	35	15	8	505	0	11
3	3	0.70	1	16.0	125	28	12	4	567	0	2
4	6	0.22	3	15.2	94	26	15	9	225	0	4
5	3	0.77	2	13.7	110	29	16	8	511	0	5
6	6	0.09	0	10.4	117	27	12	6	298	0	6
7	2	2.23	9	22.3	140	37	20	17	249	0	8
8	2	2.19	8	18.8	137	38	12	6	603	0	11
9	4	0.75	6	13.0	150	34	11	3	378	0	7
10	2	1.50	9	22.9	118	30	14	9	451	0	8
11	7	0.09	0	9.4	91	25	10	5	352	0	4
12	3	0.81	4	20.5	102	27	14	8	409	1	5
13											
14	9	0.05	0	14.6	96	28	15	9	375	0	4
15	4	0.52	3	19.1	121	29	14	7	430	1	7
16	2	1.56	7	12.4	85	23	12	8	282	1	9
17	6	0.02	0	11.1	84	27	15	7	267	0	6
18	4	0.50	3	17.5	99	22	13	7	374	1	8
19	2	2.34	9	21.9	140	36	15	7	423	1	8
20	1	2.49	10	17.9	111	32	15	10	525	1	12
21	5	0.23	0	16.5	102	32	12	6	544	0	8
22	2	2.28	8	21.7	114	22	8	6	311	3	6
23	6	0.01	1	17.0	105	24	11	10	337	2	6
24	13	0.01	0	11.4	109	19	10	5	321	0	6

Key stats summary

	Avg	Rank		Avg	Rank		
Coaches Votes	4.35	5	ELITE	Contested Possessions	13.6	7	ELITE
Player Rating	16.99	6	ELITE	Uncontested Possessions	15.8	25	ELITE
Supercoach	115.7	12	ELITE	Ground Ball Gets	9.6	5	ELITE
Disposals	29.4	8	ELITE	Hard Ball Gets	2.8	11	ELITE
Metres Gained	398.7	52	ABOVE AVG	Loose Ball Gets	6.8	5	ELITE
Centre Clearances	3.0	3	ELITE	Handball Receives	12.3	5	ELITE
Total Clearances	7.6	4	ELITE	Inside 50s	4.5	23	ELITE
Goals	0.48	134	AVERAGE	Tackles	5.0	26	ELITE
Score Involvements	6.8	17	ELITE	Pressure Acts	21.9	22	ELITE

Rank is out of all players who have played 16+ matches.

Predicted cumulative votes



6. Isaac Heeney

Key stats per round

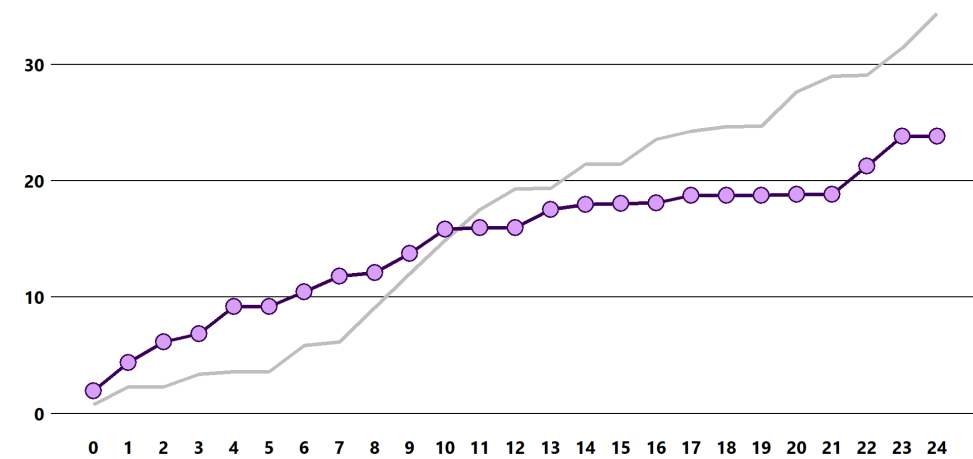
Round	Game Rank	Votes	CV	Player Rating	SC	Dis.	CP	Clr	Mtrs Gnd	Gls	SI
0	2	1.95	9	29.1	144	26	18	13	619	1	12
1	1	2.42	10	26.0	136	29	13	4	481	2	10
2	2	1.78	9	22.4	128	32	14	8	482	1	13
3	4	0.69	4	26.2	148	27	8	5	644	2	7
4	2	2.36	9	29.3	165	26	17	7	329	2	10
5											
6	2	1.26	6	10.3	98	28	8	2	492	1	6
7	1	1.32	7	25.2	120	21	7	4	358	3	8
8	4	0.34	1	15.1	109	26	18	7	415	1	7
9	1	1.63	8	15.2	118	28	13	8	349	0	6
10	2	2.08	8	14.6	121	24	10	5	342	3	12
11	6	0.15	0	11.1	94	23	10	8	364	1	3
12											
13	2	1.56	9	23.1	116	26	12	5	375	2	10
14	4	0.41	5	15.7	141	29	8	5	565	2	11
15	5	0.10	4	22.0	112	23	15	10	356	0	6
16	13	0.03	0	8.2	85	20	10	6	281	0	7
17	3	0.67	3	20.4	127	24	11	2	444	2	10
18											
19	11	0.01	0	8.6	72	19	11	6	299	0	5
20	9	0.06	0	7.4	82	32	12	4	345	0	5
21	24	0.00	0	6.4	75	17	10	4	122	1	3
22	1	2.46	10	11.9	144	32	15	7	480	1	8
23	1	2.55	10	22.2	117	22	12	3	353	3	7
24											

Key stats summary

	Avg	Rank		Avg	Rank	
Coaches Votes	5.33	1	ELITE	Contested Possessions	12.0	12
Player Rating	17.64	3	ELITE	Uncontested Possessions	13.0	74
Supercoach	116.8	9	ELITE	Ground Ball Gets	7.0	30
Disposals	25.4	25	ELITE	Hard Ball Gets	1.8	43
Metres Gained	404.5	47	ABOVE AVG	Loose Ball Gets	5.2	24
Centre Clearances	2.0	23	ELITE	Handball Receives	8.1	56
Total Clearances	5.9	13	ELITE	Inside 50s	4.7	19
Goals	1.33	47	ABOVE AVG	Tackles	4.8	33
Score Involvements	7.9	2	ELITE	Pressure Acts	20.6	37

Rank is out of all players who have played 16+ matches.

Predicted cumulative votes



7. Zak Butters

Key stats per round

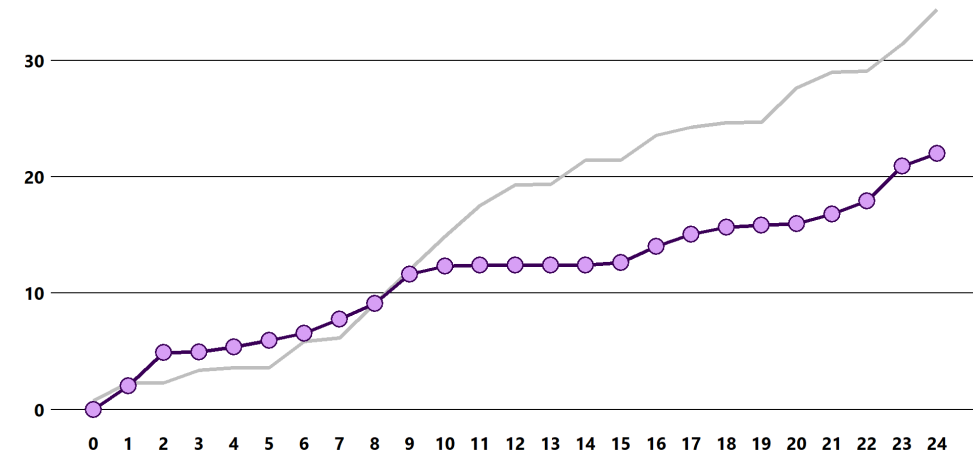
Round	Game Rank	Team	Votes	CV	Player Rating	SC	Dis.	CP	Clr	Mtrs Gnd	Gls	SI
0												
1	2		2.01	7	15.3	117	27	8	2	342	1	11
2	1		2.89	10	24.0	175	34	14	7	358	1	13
3	12		0.02	0	12.3	98	26	8	3	287	0	4
4	3		0.46	2	24.4	119	26	12	5	381	0	7
5	6		0.57	0	16.0	130	24	10	4	512	1	6
6	4		0.58	1	19.0	127	31	8	3	574	1	5
7	2		1.22	4	2.9	82	27	8	5	504	0	8
8	2		1.36	6	18.5	124	33	16	7	624	0	5
9	1		2.52	9	18.7	147	34	15	7	527	1	8
10	4		0.67	4	18.5	127	32	12	8	545	0	8
11	5		0.09	0	20.5	113	19	8	5	310	2	6
12	10		0.02	0	15.1	98	24	15	5	199	0	5
13												
14	23		0.00	0	8.0	76	17	10	4	191	0	6
15	5		0.20	1	24.6	123	35	12	8	486	1	13
16	2		1.38	5	21.2	114	22	10	5	569	1	5
17	2		1.07	4	22.2	159	33	9	6	332	1	8
18	3		0.62	0	14.0	120	35	6	1	554	1	8
19	6		0.18	0	14.6	89	28	10	5	457	0	6
20	7		0.12	0	11.6	98	23	8	3	282	0	4
21	3		0.83	3	11.5	132	30	7	4	390	0	10
22	3		1.12	7	15.9	131	30	13	5	579	1	5
23	1		2.99	10	17.3	156	42	20	10	748	1	10
24	2		1.09	5	19.0	115	28	15	6	282	0	10

Key stats summary

	Avg	Rank		Avg	Rank	
Coaches Votes	3.39	13	ELITE	Contested Possessions	11.0	21
Player Rating	16.74	8	ELITE	Uncontested Possessions	17.9	9
Supercoach	120.4	3	ELITE	Ground Ball Gets	7.5	21
Disposals	28.7	12	ELITE	Hard Ball Gets	1.4	75
Metres Gained	436.2	31	ELITE	Loose Ball Gets	5.8	10
Centre Clearances	2.2	18	ELITE	Handball Receives	10.8	20
Total Clearances	5.1	24	ELITE	Inside 50s	4.7	18
Goals	0.57	118	AVERAGE	Tackles	4.2	47
Score Involvements	7.4	6	ELITE	Pressure Acts	16.7	77

Rank is out of all players who have played 16+ matches.

Predicted cumulative votes



8. Noah Anderson

Key stats per round

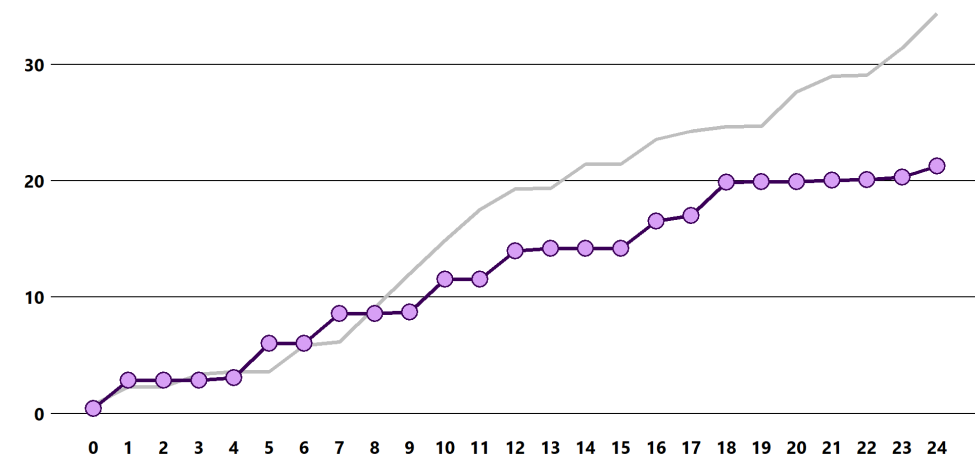
Round	Game Rank	Votes	CV	Player Rating	SC	Dis.	CP	Clr	Mtrs Gnd	Gls	SI
0	5	0.43	1	11.1	122	25	13	8	486	0	7
1	1	2.40	8	17.7	129	35	12	8	781	1	6
2	10	0.03	0	13.0	98	25	8	5	675	0	7
3											
4	4	0.18	0	3.2	89	33	5	4	347	1	7
5	1	2.99	10	16.8	155	36	11	6	604	1	8
6	21	0.00	0	10.1	50	19	6	1	272	1	2
7	1	2.55	8	27.3	151	33	19	12	508	2	9
8	8	0.01	0	12.6	92	23	12	9	568	0	5
9	6	0.13	0	16.4	70	22	11	7	457	1	8
10	1	2.82	10	30.7	149	42	11	4	697	2	15
11	15	0.00	0	10.1	55	21	6	3	507	0	1
12	1	2.40	8	25.9	150	33	17	8	487	0	7
13	6	0.22	0	15.2	105	29	10	4	442	0	4
14											
15	11	0.00	0	17.8	93	23	9	4	416	0	6
16	1	2.36	8	18.3	140	39	13	6	412	0	8
17	4	0.48	2	7.4	91	30	11	3	651	1	6
18	1	2.89	10	23.6	132	29	16	11	528	1	9
19	11	0.01	0	14.5	59	27	13	3	461	0	4
20	11	0.01	0	10.6	85	23	7	3	497	0	6
21	6	0.12	0	10.8	93	30	10	6	359	1	5
22	6	0.07	0	12.7	96	26	9	5	500	0	4
23	5	0.19	0	19.1	122	33	11	5	722	0	5
24	4	0.97	3	17.7	128	30	8	5	601	1	7

Key stats summary

	Avg	Rank		Avg	Rank	
Coaches Votes	2.96	17	ELITE	Contested Possessions	10.8	27
Player Rating	15.77	13	ELITE	Uncontested Possessions	18.1	8
Supercoach	106.7	30	ELITE	Ground Ball Gets	7.5	22
Disposals	29.0	10	ELITE	Hard Ball Gets	1.8	44
Metres Gained	520.8	5	ELITE	Loose Ball Gets	5.7	13
Centre Clearances	2.0	29	ELITE	Handball Receives	12.0	9
Total Clearances	5.7	18	ELITE	Inside 50s	6.0	2
Goals	0.57	118	AVERAGE	Tackles	3.1	106
Score Involvements	6.3	25	ELITE	Pressure Acts	20.8	35

Rank is out of all players who have played 16+ matches.

Predicted cumulative votes



9. Errol Gulden

Key stats per round

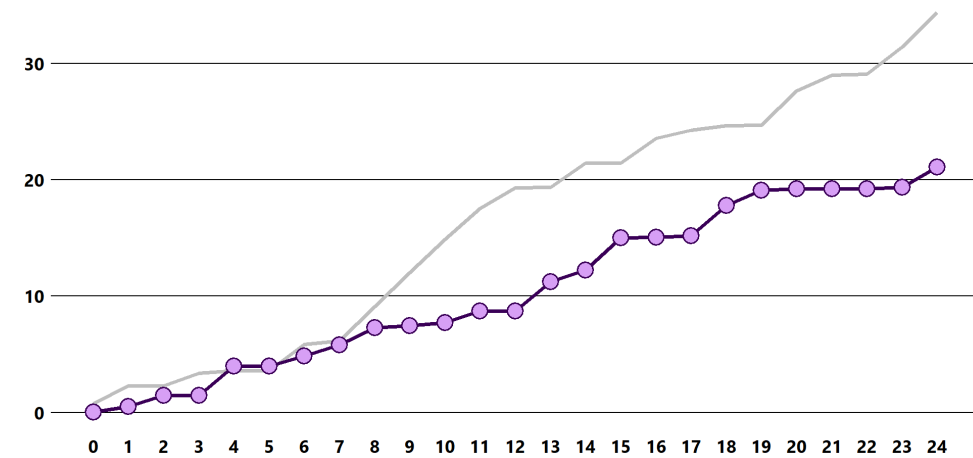
Round	Game Rank	Votes	CV	Player Rating	SC	Dis.	CP	Clr	Mtrs Gnd	Gls	SI
0	10	0.01	0	7.8	77	20	9	2	442	0	4
1	4	0.48	5	10.9	109	30	4	1	650	0	11
2	4	0.97	6	26.2	149	24	9	6	481	2	11
3	8	0.01	0	12.9	73	25	8	5	452	1	4
4	1	2.48	9	19.8	129	25	9	6	719	2	12
5											
6	3	0.89	2	10.6	98	30	11	4	502	0	6
7	4	0.97	5	12.8	114	25	3	0	583	1	8
8	2	1.45	6	16.2	95	29	12	5	765	1	6
9	5	0.20	0	11.2	93	25	4	4	541	0	5
10	4	0.23	1	11.4	82	28	3	2	721	0	8
11	3	0.99	6	24.3	131	25	9	2	502	1	7
12											
13	1	2.51	8	25.1	157	37	10	5	733	1	15
14	3	1.03	5	17.8	106	35	13	10	768	0	10
15	1	2.78	9	19.0	151	41	12	2	973	1	7
16	10	0.03	0	5.5	95	21	5	1	240	0	8
17	10	0.14	0	15.7	85	28	12	3	497	0	7
18	1	2.61	9	19.3	142	41	13	5	738	0	15
19	2	1.29	7	13.4	108	27	8	2	449	1	6
20	8	0.11	0	15.6	99	27	11	5	570	1	6
21	11	0.01	0	10.7	109	25	9	2	568	0	0
22	14	0.01	0	10.0	80	14	7	3	314	1	3
23	7	0.12	0	11.6	84	25	8	6	534	0	7
24	2	1.73	8	16.3	118	24	10	8	291	2	8

Key stats summary

	Avg	Rank		Avg	Rank	
Coaches Votes	3.74	7	ELITE	Contested Possessions	8.7	57 ABOVE AVG
Player Rating	14.96	18	ELITE	Uncontested Possessions	18.3	6 ELITE
Supercoach	108.0	26	ELITE	Ground Ball Gets	6.3	41 ABOVE AVG
Disposals	27.4	18	ELITE	Hard Ball Gets	1.1	108 ABOVE AVG
Metres Gained	566.7	1	ELITE	Loose Ball Gets	5.3	20 ELITE
Centre Clearances	1.0	75	ABOVE AVG	Handball Receives	11.1	16 ELITE
Total Clearances	3.9	55	ABOVE AVG	Inside 50s	6.6	1 ELITE
Goals	0.65	103	ABOVE AVG	Tackles	3.5	79 ABOVE AVG
Score Involvements	7.6	4	ELITE	Pressure Acts	20.9	33 ELITE

Rank is out of all players who have played 16+ matches.

Predicted cumulative votes



10. Zach Merrett

Key stats per round

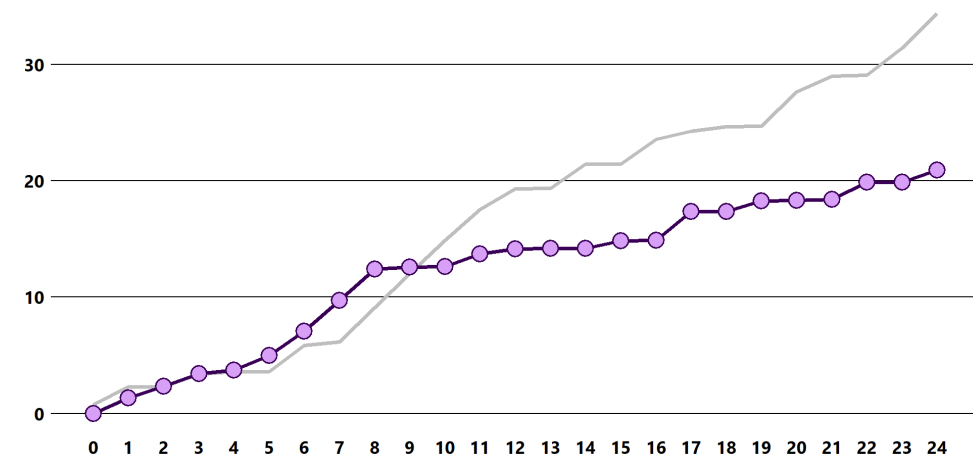
Round	Game Rank	Votes	CV	Player Rating	SC	Dis.	CP	Clr	Mtrs Gnd	Gls	SI
0											
1	2	1.33	2	13.4	127	31	9	6	338	0	5
2	3	1.00	6	21.4	132	32	13	5	418	2	10
3	3	1.11	5	15.3	131	30	14	7	435	0	5
4	4	0.28	0	13.4	136	36	13	7	721	0	7
5	2	1.26	4	7.3	108	27	8	1	462	0	5
6	2	2.12	10	20.4	109	28	15	7	481	1	6
7	1	2.65	10	19.8	127	30	10	6	522	0	10
8	1	2.67	10	15.1	121	29	4	3	436	3	6
9	6	0.16	0	12.5	101	24	10	4	375	0	6
10	10	0.05	0	14.8	94	21	7	2	181	1	6
11	2	1.11	3	13.2	119	31	9	4	611	1	7
12	4	0.44	1	11.3	97	33	10	7	601	0	7
13	9	0.04	0	18.5	125	21	14	6	237	0	5
14											
15	4	0.64	4	22.6	135	28	6	2	486	1	13
16	10	0.05	0	5.9	78	23	8	4	314	1	3
17	1	2.45	10	33.7	145	30	10	5	474	1	15
18	14	0.02	0	7.7	82	25	10	1	399	0	5
19	3	0.91	5	16.2	108	30	13	8	471	1	11
20	8	0.01	0	14.5	106	24	8	4	488	1	3
21	8	0.12	0	11.9	116	29	3	2	491	0	6
22	2	1.48	6	21.3	145	32	13	4	585	0	11
23	23	0.00	0	11.2	74	17	6	2	187	0	2
24	2	1.04	4	17.5	135	37	7	1	536	1	9

Key stats summary

	Avg	Rank		Avg	Rank	
Coaches Votes	3.48	12	ELITE	Contested Possessions	9.6	43 ABOVE AVG
Player Rating	15.60	14	ELITE	Uncontested Possessions	18.7	5 ELITE
Supercoach	115.3	13	ELITE	Ground Ball Gets	6.6	38 ABOVE AVG
Disposals	28.2	15	ELITE	Hard Ball Gets	1.5	68 ABOVE AVG
Metres Gained	445.6	25	ELITE	Loose Ball Gets	5.0	29 ELITE
Centre Clearances	2.1	19	ELITE	Handball Receives	13.0	3 ELITE
Total Clearances	4.3	47	ABOVE AVG	Inside 50s	4.7	14 ELITE
Goals	0.61	111	ABOVE AVG	Tackles	5.0	26 ELITE
Score Involvements	7.1	13	ELITE	Pressure Acts	23.7	10 ELITE

Rank is out of all players who have played 16+ matches.

Predicted cumulative votes



11. Chad Warner

Key stats per round

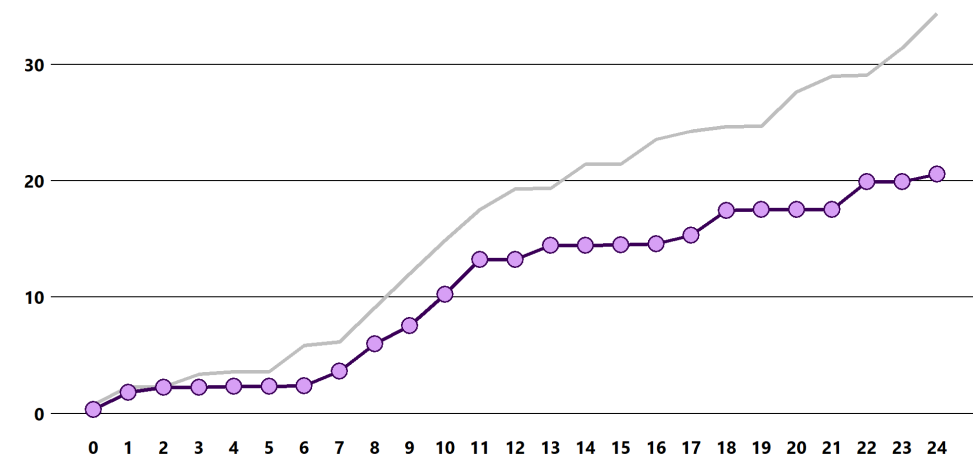
Round	Game Rank	Votes	CV	Player Rating	SC	Dis.	CP	Clr	Mtrs Gnd	Gls	SI
0	4	0.32	2	19.8	118	26	11	2	588	1	8
1	2	1.50	5	22.9	125	27	11	7	393	3	11
2	5	0.41	1	18.9	102	28	9	3	519	2	14
3	9	0.01	0	7.9	73	22	9	2	491	0	4
4	6	0.09	0	4.8	96	19	7	3	413	1	5
5											
6	7	0.07	0	10.0	81	22	5	2	374	1	4
7	2	1.22	5	18.7	135	22	14	6	423	1	8
8	1	2.36	10	17.7	100	28	11	7	475	1	8
9	2	1.56	5	14.5	99	23	11	4	386	2	4
10	1	2.72	10	31.2	172	28	10	2	561	3	14
11	1	2.96	10	18.7	144	25	11	4	292	4	10
12											
13	3	1.23	7	11.3	98	26	6	4	653	2	9
14	8	0.00	0	7.0	64	20	7	2	458	1	6
15	6	0.04	0	15.1	72	20	8	5	413	2	5
16	6	0.08	0	16.4	89	23	9	5	412	0	7
17	2	0.74	4	22.6	103	23	7	5	392	2	9
18	2	2.14	9	12.3	130	31	9	3	638	2	14
19	7	0.06	0	10.5	89	20	3	1	461	1	8
20	36	0.00	0	4.4	38	11	5	2	150	0	1
21	16	0.00	0	5.5	79	19	5	3	287	0	1
22	2	2.39	6	25.6	164	33	13	8	490	2	8
23											
24	3	0.64	6	24.0	114	22	11	6	491	1	9

Key stats summary

	Avg	Rank		Avg	Rank	
Coaches Votes	3.64	8	ELITE	Contested Possessions	8.7	56 ABOVE AVG
Player Rating	15.45	15	ELITE	Uncontested Possessions	15.3	33 ELITE
Supercoach	103.9	39	ABOVE AVG	Ground Ball Gets	6.2	43 ABOVE AVG
Disposals	23.5	43	ABOVE AVG	Hard Ball Gets	1.9	35 ELITE
Metres Gained	443.6	26	ELITE	Loose Ball Gets	4.3	49 ABOVE AVG
Centre Clearances	1.6	50	ABOVE AVG	Handball Receives	9.9	24 ELITE
Total Clearances	3.9	54	ABOVE AVG	Inside 50s	5.2	8 ELITE
Goals	1.45	40	ABOVE AVG	Tackles	3.4	85 ABOVE AVG
Score Involvements	7.6	3	ELITE	Pressure Acts	16.5	79 ABOVE AVG

Rank is out of all players who have played 16+ matches.

Predicted cumulative votes



🇧🇷 12. Adam Treloar

Key stats per round

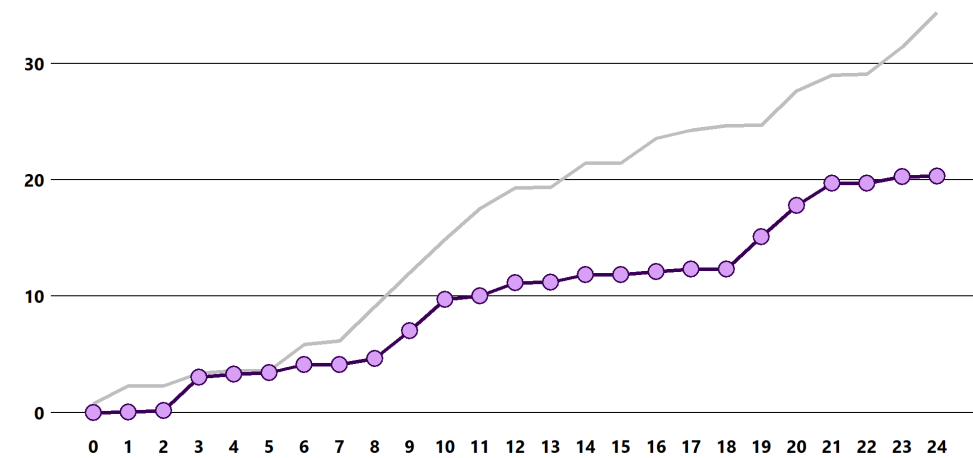
Round	Game Rank	Votes	CV	Player Rating	SC	Dis.	CP	Clr	Mtrs Gnd	Gls	SI
0											
1	11	0.00	0	9.5	91	31	10	4	156	0	4
2	6	0.14	1	10.4	100	27	8	2	391	0	3
3	1	2.87	10	19.4	124	35	12	8	480	1	10
4	5	0.25	0	14.5	113	37	11	6	561	1	7
5	9	0.13	0	12.7	99	28	7	4	412	0	7
6	4	0.71	5	20.6	151	31	13	9	387	1	7
7	12	0.01	0	13.1	94	29	13	9	230	0	7
8	4	0.49	0	10.0	107	33	15	9	403	0	6
9	1	2.42	10	28.1	153	41	12	3	654	1	10
10	1	2.68	10	16.1	144	35	23	6	274	0	9
11	4	0.31	3	16.9	105	30	15	6	292	0	6
12	3	1.10	4	27.7	127	37	21	11	687	1	9
13	9	0.06	0	15.3	94	30	7	5	351	1	10
14	3	0.62	5	20.0	125	27	7	5	456	1	14
15											
16	5	0.26	0	4.4	58	22	3	2	495	2	4
17	6	0.22	0	18.4	129	38	14	7	518	0	2
18											
19	1	2.80	9	19.2	148	31	10	6	574	3	9
20	1	2.69	10	18.7	146	40	19	3	328	0	7
21	2	1.88	8	21.2	149	30	10	6	366	2	11
22	11	0.03	0	16.8	104	28	11	7	286	1	5
23	3	0.53	2	13.7	120	33	10	3	289	0	7
24	10	0.05	0	5.9	84	24	9	6	373	0	4

Key stats summary

	Avg	Rank		Avg	Rank	
Coaches Votes	3.50	11	ELITE	Contested Possessions	11.8	15 ELITE
Player Rating	16.03	12	ELITE	Uncontested Possessions	19.5	4 ELITE
Supercoach	116.6	11	ELITE	Ground Ball Gets	9.6	4 ELITE
Disposals	31.7	1	ELITE	Hard Ball Gets	1.8	50 ABOVE AVG
Metres Gained	407.4	45	ABOVE AVG	Loose Ball Gets	7.8	1 ELITE
Centre Clearances	2.0	23	ELITE	Handball Receives	14.4	1 ELITE
Total Clearances	5.8	15	ELITE	Inside 50s	4.5	22 ELITE
Goals	0.68	100	ABOVE AVG	Tackles	4.8	34 ELITE
Score Involvements	7.2	11	ELITE	Pressure Acts	14.7	118 ABOVE AVG

Rank is out of all players who have played 16+ matches.

Predicted cumulative votes



13. Jai Newcombe

Key stats per round

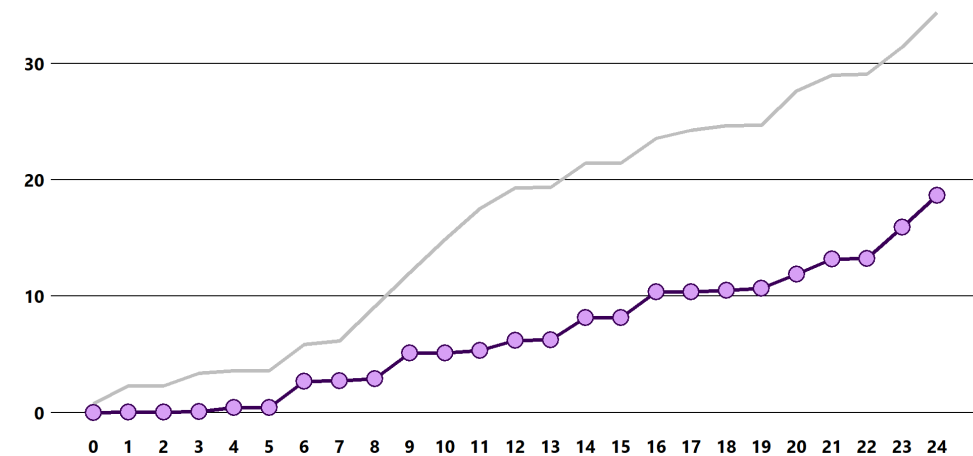
Round	Game Rank	Votes	CV	Player Rating	SC	Dis.	CP	Clr	Mtrs Gnd	Gls	SI
0											
1	14	0.01	0	6.5	66	21	9	2	301	0	3
2	22	0.00	0	9.1	66	17	6	2	277	0	5
3	12	0.04	0	12.3	84	23	11	7	341	0	5
4	5	0.38	2	22.8	110	26	18	10	372	1	4
5	35	0.00	0	9.1	61	10	7	2	201	0	0
6	1	2.26	9	21.6	129	32	14	9	412	0	9
7	10	0.05	0	11.2	67	24	9	6	432	1	5
8	8	0.14	0	13.9	95	21	10	4	362	1	8
9	1	2.24	9	20.0	136	31	17	8	392	0	4
10	10	0.00	0	8.1	68	23	8	6	382	0	5
11	7	0.20	0	12.6	96	23	11	7	260	0	5
12	2	0.86	5	16.3	110	26	14	9	457	0	5
13	11	0.07	0	10.9	97	18	7	2	219	0	9
14	2	1.89	8	19.7	122	26	12	4	354	1	11
15											
16	1	2.20	8	20.4	105	33	15	4	512	0	9
17	23	0.00	0	5.7	65	15	9	4	64	0	3
18	9	0.16	0	14.1	110	16	9	4	214	1	7
19	7	0.17	0	4.5	76	25	9	6	277	1	3
20	2	1.18	3	16.2	100	22	9	6	306	2	7
21	3	1.32	6	19.7	105	30	19	11	460	0	2
22	10	0.07	0	13.2	91	23	11	6	121	0	7
23	1	2.65	9	25.0	162	33	15	9	425	1	15
24	1	2.73	10	28.4	140	35	11	10	462	1	15

Key stats summary

	Avg	Rank		Avg	Rank	
Coaches Votes	3.00	15	ELITE	Contested Possessions	11.3	17 ELITE
Player Rating	14.84	20	ELITE	Uncontested Possessions	13.1	71 ABOVE AVG
Supercoach	98.3	53	ABOVE AVG	Ground Ball Gets	7.5	22 ELITE
Disposals	24.0	36	ABOVE AVG	Hard Ball Gets	2.3	23 ELITE
Metres Gained	330.6	92	ABOVE AVG	Loose Ball Gets	5.2	23 ELITE
Centre Clearances	2.3	14	ELITE	Handball Receives	8.6	41 ABOVE AVG
Total Clearances	6.0	12	ELITE	Inside 50s	4.1	33 ELITE
Goals	0.43	150	AVERAGE	Tackles	4.4	43 ABOVE AVG
Score Involvements	6.3	25	ELITE	Pressure Acts	19.5	48 ABOVE AVG

Rank is out of all players who have played 16+ matches.

Predicted cumulative votes



14. Andrew Brayshaw

Key stats per round

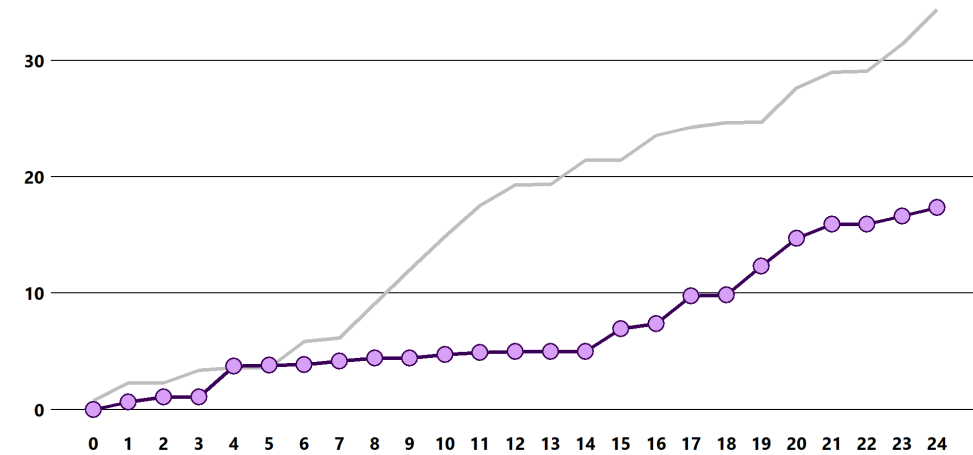
Round	Game Rank	Team	Votes	CV	Player Rating	SC	Dis.	CP	Clr	Mtrs Gnd	Gls	SI
0												
1	4		0.65	2	12.0	102	32	11	6	439	0	7
2	4		0.39	2	19.9	123	27	10	4	396	1	8
3	15		0.02	0	11.1	97	21	3	1	312	0	4
4	1		2.67	8	7.4	124	38	13	4	553	0	3
5	13		0.08	0	16.5	111	18	14	6	154	1	8
6	8		0.03	0	6.2	83	27	10	3	253	0	5
7	4		0.32	3	13.4	103	30	10	7	293	0	11
8	4		0.24	4	12.0	107	31	7	5	393	0	9
9	11		0.03	0	10.2	101	25	9	5	293	0	7
10	6		0.29	3	16.7	120	26	11	8	337	0	8
11	6		0.16	0	10.6	84	31	9	3	284	1	7
12	7		0.12	0	11.4	89	25	10	8	442	0	6
13												
14	21		0.00	0	9.9	73	21	11	4	228	0	8
15	2		1.94	6	18.8	134	32	14	7	390	1	10
16	4		0.42	3	8.0	85	24	9	5	414	0	9
17	1		2.39	9	9.0	128	35	11	6	415	1	10
18	11		0.08	0	11.8	100	23	11	2	234	1	5
19	1		2.48	9	21.5	137	41	13	4	551	0	7
20	2		2.41	8	13.7	137	36	10	5	532	1	14
21	2		1.22	5	19.2	137	33	16	8	319	0	5
22	15		0.01	0	8.7	77	20	6	4	280	0	7
23	4		0.69	6	20.9	147	41	21	9	487	0	7
24	4		0.72	1	20.3	127	33	15	5	354	0	4

Key stats summary

	Avg	Rank		Avg	Rank	
Coaches Votes	3.00	15	ELITE	Contested Possessions	11.0	21 ELITE
Player Rating	13.44	38	ABOVE AVG	Uncontested Possessions	17.7	10 ELITE
Supercoach	109.8	22	ELITE	Ground Ball Gets	7.9	16 ELITE
Disposals	29.1	9	ELITE	Hard Ball Gets	2.0	32 ELITE
Metres Gained	363.2	74	ABOVE AVG	Loose Ball Gets	5.9	9 ELITE
Centre Clearances	2.1	21	ELITE	Handball Receives	12.3	6 ELITE
Total Clearances	5.2	23	ELITE	Inside 50s	3.6	55 ABOVE AVG
Goals	0.30	186	AVERAGE	Tackles	5.1	22 ELITE
Score Involvements	7.3	7	ELITE	Pressure Acts	25.9	3 ELITE

Rank is out of all players who have played 16+ matches.

Predicted cumulative votes



15. Tom Green

Key stats per round

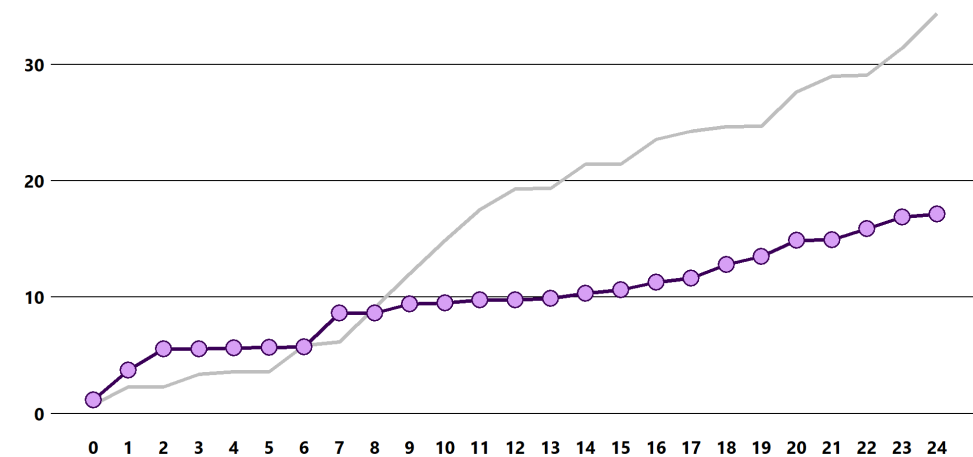
Round	Game Rank	Votes	CV	Player Rating	SC	Dis.	CP	Clr	Mtrs Gnd	Gls	SI
0	1	1.14	5	17.4	132	30	11	9	422	1	9
1	1	2.58	10	16.9	152	37	16	6	497	1	14
2	1	1.81	6	21.4	137	34	21	8	767	0	5
3											
4	9	0.10	0	16.0	109	23	11	4	285	0	7
5	6	0.05	0	15.6	72	24	11	5	400	1	6
6	7	0.04	0	8.1	82	30	9	4	430	0	6
7	1	2.90	10	19.3	159	37	17	7	428	1	9
8	46	0.00	0	1.8	5	3	2	1	38	0	0
9	3	0.78	3	19.5	116	34	18	7	390	0	5
10	10	0.09	0	15.9	95	29	14	7	410	0	1
11	5	0.27	0	4.2	78	28	17	3	294	0	4
12											
13	9	0.12	0	13.0	79	26	13	5	445	0	4
14	4	0.44	0	6.6	80	30	11	4	235	0	6
15	4	0.30	2	15.7	153	35	15	4	431	0	3
16	3	0.64	1	15.6	117	38	17	5	373	0	4
17	5	0.34	0	19.7	96	33	14	6	446	1	8
18	2	1.20	0	7.9	93	37	17	4	398	0	5
19	4	0.66	0	14.4	117	34	10	5	633	0	4
20	2	1.41	5	14.2	102	33	16	9	413	1	5
21	6	0.05	0	12.3	119	25	15	6	434	1	4
22	3	0.91	1	13.9	119	28	8	5	475	0	2
23	3	1.03	4	22.0	143	40	23	13	434	0	9
24	6	0.27	0	10.4	96	37	17	7	244	1	2

Key stats summary

	Avg	Rank		Avg	Rank		
Coaches Votes	2.04	32	ELITE	Contested Possessions	14.0	2	ELITE
Player Rating	13.99	28	ELITE	Uncontested Possessions	16.7	15	ELITE
Supercoach	106.6	32	ELITE	Ground Ball Gets	10.3	1	ELITE
Disposals	30.7	4	ELITE	Hard Ball Gets	3.6	4	ELITE
Metres Gained	405.3	46	ABOVE AVG	Loose Ball Gets	6.7	6	ELITE
Centre Clearances	2.5	11	ELITE	Handball Receives	12.4	4	ELITE
Total Clearances	5.8	14	ELITE	Inside 50s	4.0	36	ABOVE AVG
Goals	0.35	174	AVERAGE	Tackles	4.2	47	ABOVE AVG
Score Involvements	5.3	75	ABOVE AVG	Pressure Acts	21.5	26	ELITE

Rank is out of all players who have played 16+ matches.

Predicted cumulative votes



16. Jeremy Cameron

Key stats per round

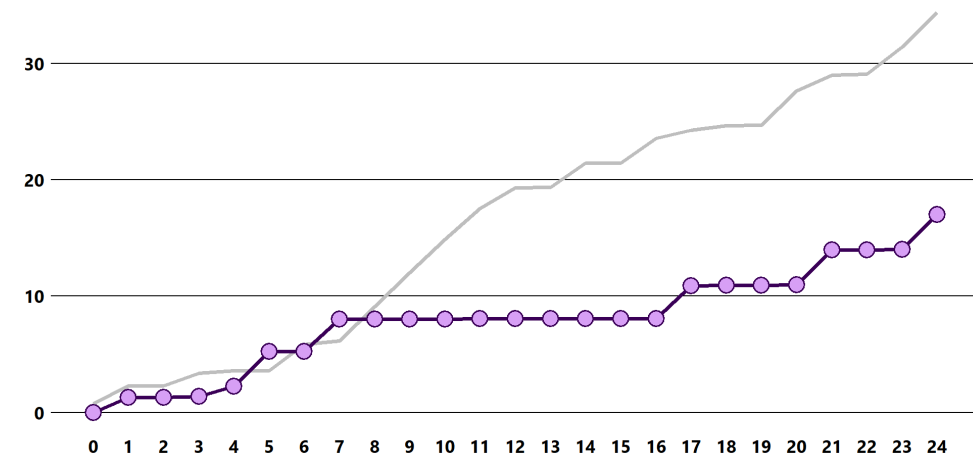
Round	Game Rank	Votes	CV	Player Rating	SC	Dis.	CP	Clr	Mtrs Gnd	Gls	SI
0											
1	2	1.29	7	13.7	120	21	8	1	330	2	8
2	14	0.00	0	4.5	57	9	1	0	322	2	5
3	11	0.06	0	10.8	61	15	3	1	369	2	4
4	3	0.88	5	11.1	101	27	5	0	652	2	12
5	1	2.98	10	28.0	140	21	3	0	444	6	11
6	17	0.02	0	0.0	59	17	7	2	285	0	2
7	1	2.80	10	18.4	126	17	5	2	370	5	9
8	27	0.00	0	-1.6	50	15	3	1	320	0	6
9	15	0.00	0	13.1	76	18	5	2	574	1	6
10											
11	22	0.00	0	3.6	60	17	2	1	366	1	5
12	11	0.00	0	12.3	91	16	4	0	395	1	3
13	7	0.01	1	16.9	96	21	6	0	370	2	6
14											
15	13	0.00	0	15.0	102	16	4	1	277	3	10
16	17	0.02	0	8.2	56	12	5	0	249	2	7
17	1	2.82	10	16.9	101	19	5	0	485	4	13
18	13	0.02	0	9.3	75	9	4	0	174	3	7
19	40	0.00	0	1.9	35	6	3	0	109	1	3
20	8	0.07	0	12.3	91	19	6	2	537	2	7
21	1	2.99	10	24.9	117	17	4	0	309	6	9
22	14	0.02	0	12.5	81	14	6	0	429	1	8
23	11	0.01	0	12.1	65	16	5	0	284	3	5
24	1	3.00	10	29.6	143	14	1	0	343	9	14

Key stats summary

	Avg	Rank		Avg	Rank		
Coaches Votes	2.86	19	ELITE	Contested Possessions	4.3	247	BELOW AVG
Player Rating	12.43	56	ABOVE AVG	Uncontested Possessions	11.9	103	ABOVE AVG
Supercoach	86.5	92	ABOVE AVG	Ground Ball Gets	3.1	228	BELOW AVG
Disposals	16.2	154	AVERAGE	Hard Ball Gets	1.0	136	AVERAGE
Metres Gained	363.3	73	ABOVE AVG	Loose Ball Gets	2.1	261	BELOW AVG
Centre Clearances	0.1	208	AVERAGE	Handball Receives	4.9	171	AVERAGE
Total Clearances	0.6	218	AVERAGE	Inside 50s	3.2	78	ABOVE AVG
Goals	2.64	4	ELITE	Tackles	1.8	245	BELOW AVG
Score Involvements	7.3	10	ELITE	Pressure Acts	7.9	288	BELOW AVG

Rank is out of all players who have played 16+ matches.

Predicted cumulative votes



17. Sam Walsh

Key stats per round

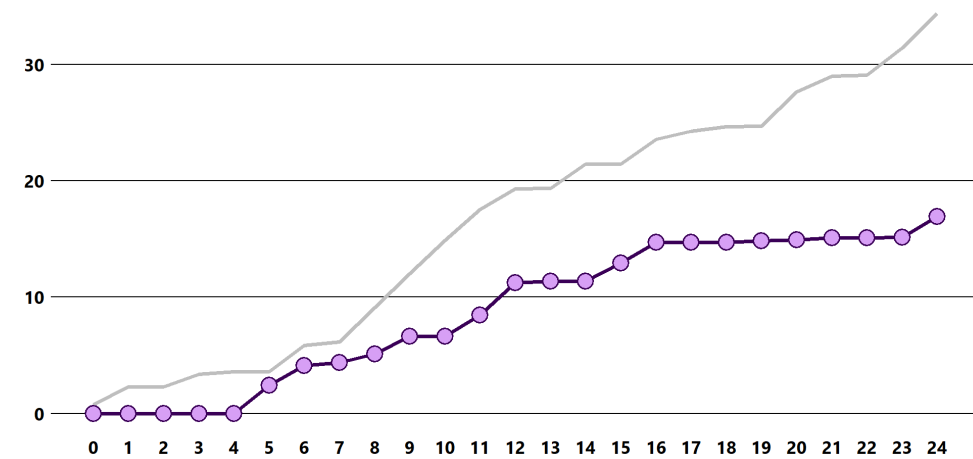
Round	Game Rank	Votes	CV	Player Rating	SC	Dis.	CP	Clr	Mtrs Gnd	Gls	SI
0											
1											
2											
3											
4											
5	1	2.43	9	19.3	166	34	15	8	611	0	9
6	2	1.69	8	19.0	130	35	11	6	511	0	17
7	4	0.25	2	17.7	104	31	12	4	269	0	7
8	2	0.72	4	8.2	91	33	14	8	449	0	4
9	3	1.50	6	14.6	119	34	13	5	417	1	3
10	12	0.01	0	14.2	85	20	12	3	359	1	4
11	2	1.85	8	12.2	114	32	4	3	517	0	8
12	1	2.78	9	12.8	111	34	15	8	550	0	7
13	5	0.09	0	9.2	87	22	13	3	205	0	7
14											
15	2	1.56	7	17.5	110	33	12	9	640	1	10
16	2	1.80	8	24.2	148	26	9	5	343	2	11
17	16	0.00	0	10.7	69	22	13	4	229	0	2
18	8	0.02	0	9.7	95	27	12	3	267	0	4
19	6	0.10	0	13.7	94	25	8	4	529	0	8
20	8	0.11	0	11.6	102	23	14	5	358	0	3
21	6	0.16	0	4.2	108	30	7	1	409	0	6
22	19	0.02	0	13.9	89	24	6	3	276	0	3
23	11	0.02	0	7.3	98	23	7	5	272	0	8
24	2	1.81	8	20.6	139	32	16	9	295	0	7

Key stats summary

	Avg	Rank		Avg	Rank	
Coaches Votes	3.63	9	ELITE	Contested Possessions	11.2	19
Player Rating	13.72	32	ELITE	Uncontested Possessions	16.9	14
Supercoach	108.4	25	ELITE	Ground Ball Gets	9.1	6
Disposals	28.4	13	ELITE	Hard Ball Gets	2.4	20
Metres Gained	395.1	55	ABOVE AVG	Loose Ball Gets	6.8	4
Centre Clearances	1.7	46	ABOVE AVG	Handball Receives	13.1	2
Total Clearances	5.1	26	ELITE	Inside 50s	4.9	10
Goals	0.26	199	AVERAGE	Tackles	6.8	5
Score Involvements	6.7	20	ELITE	Pressure Acts	24.1	8

Rank is out of all players who have played 16+ matches.

Predicted cumulative votes



18. Max Gawn

Key stats per round

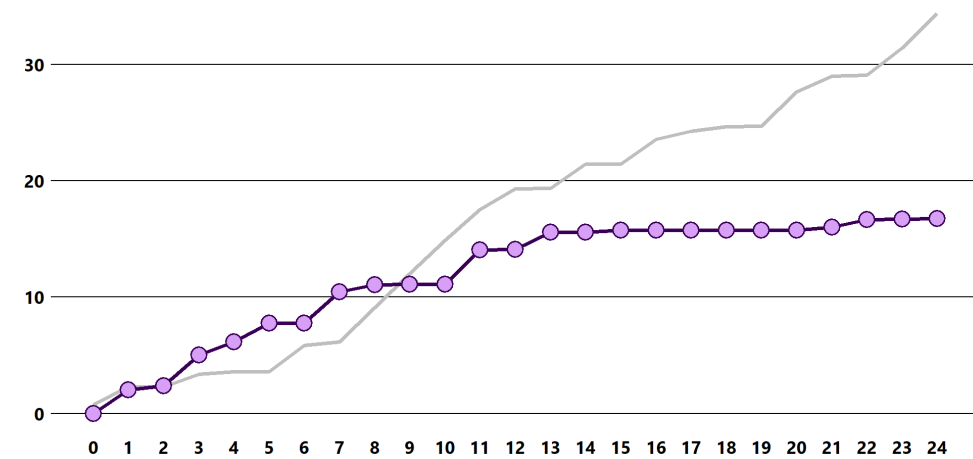
Round	Game Rank	Votes	CV	Player Rating	SC	Dis.	CP	Clr	Mtrs Gnd	Gls	SI
0	13	0.00	0	5.5	72	14	9	2	38	0	3
1	2	2.00	7	22.5	162	26	12	8	494	0	10
2	3	0.35	2	13.2	113	17	10	2	390	0	5
3	1	2.67	8	26.6	177	20	14	6	377	1	8
4	2	1.14	4	14.7	129	15	13	5	245	0	6
5	1	1.59	3	20.6	138	23	15	8	345	1	7
6											
7	1	2.71	9	25.6	162	23	16	5	289	1	5
8	5	0.60	3	15.9	111	16	12	5	231	1	5
9	5	0.02	0	11.4	111	17	8	5	286	1	4
10	11	0.01	0	20.7	109	20	10	6	303	0	6
11	1	2.96	10	25.8	180	27	18	10	337	1	10
12	9	0.07	0	12.4	95	23	11	4	189	1	4
13	3	1.44	4	14.4	132	25	14	6	355	0	5
14											
15	6	0.18	0	18.5	114	18	13	5	346	1	3
16	20	0.00	0	10.3	79	9	7	1	103	0	7
17	12	0.01	0	14.4	100	11	8	4	111	1	4
18											
19											
20	12	0.02	0	16.5	97	16	12	4	157	1	3
21	4	0.26	0	17.4	130	23	11	2	276	1	4
22	4	0.63	6	30.0	177	22	15	6	330	0	3
23	7	0.07	0	9.5	97	16	11	6	133	0	4
24	6	0.02	0	14.6	122	20	13	5	352	0	4

Key stats summary

	Avg	Rank		Avg	Rank	
Coaches Votes	2.67	24	ELITE	Contested Possessions	12.0	12 ELITE
Player Rating	17.17	5	ELITE	Uncontested Possessions	7.3	247 BELOW AVG
Supercoach	124.1	2	ELITE	Ground Ball Gets	3.0	233 BELOW AVG
Disposals	19.1	102	ABOVE AVG	Hard Ball Gets	0.8	191 AVERAGE
Metres Gained	270.8	154	AVERAGE	Loose Ball Gets	2.2	245 BELOW AVG
Centre Clearances	1.5	58	ABOVE AVG	Handball Receives	3.0	244 BELOW AVG
Total Clearances	5.0	28	ELITE	Inside 50s	2.4	149 AVERAGE
Goals	0.52	128	AVERAGE	Tackles	2.6	155 AVERAGE
Score Involvements	5.2	80	ABOVE AVG	Pressure Acts	8.9	259 BELOW AVG

Rank is out of all players who have played 16+ matches.

Predicted cumulative votes



19. Matt Rowell

Key stats per round

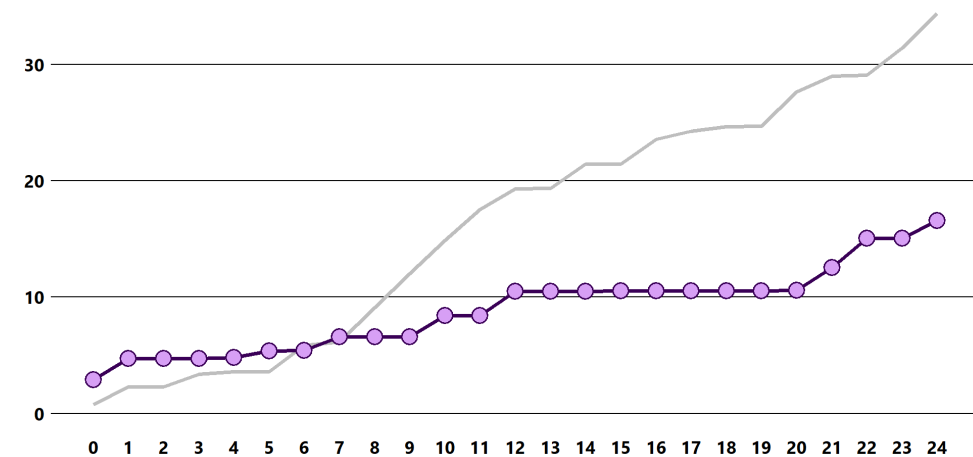
Round	Game Rank	Votes	CV	Player Rating	SC	Dis.	CP	Clr	Mtrs Gnd	Gls	SI
0	1	2.88	10	19.5	137	33	26	20	463	0	9
1	2	1.82	8	21.7	155	29	20	9	528	1	7
2	9	0.03	0	14.8	99	25	15	6	339	0	6
3											
4	10	0.09	1	24.8	129	26	19	8	171	1	6
5	4	0.55	2	21.1	135	22	15	5	380	1	10
6	8	0.02	1	21.0	126	20	15	9	196	0	6
7	3	1.18	6	25.6	136	22	18	9	399	2	5
8	27	0.00	0	6.8	65	16	8	2	251	0	3
9	16	0.02	0	12.0	83	19	6	3	147	0	7
10	2	1.80	8	23.5	128	35	13	8	541	1	11
11	23	0.00	0	9.8	94	15	9	2	260	0	1
12	2	2.09	9	23.2	111	26	13	8	470	0	9
13	14	0.03	0	11.8	82	19	11	2	151	1	2
14											
15	9	0.01	0	14.3	82	23	15	10	277	0	7
16	10	0.00	0	13.5	79	20	10	3	192	0	3
17	7	0.02	0	13.7	79	24	11	7	358	0	6
18	22	0.01	0	8.0	65	16	8	3	98	0	7
19	22	0.00	0	7.2	51	20	11	6	420	0	4
20	9	0.01	0	17.4	97	21	11	9	326	1	4
21	1	1.98	8	18.5	122	30	21	12	484	0	6
22	1	2.49	10	14.1	110	32	20	9	414	0	7
23	25	0.00	0	12.0	71	16	11	5	298	0	3
24	2	1.54	7	17.1	113	29	16	8	370	0	7

Key stats summary

	Avg	Rank		Avg	Rank	
Coaches Votes	3.04	14	ELITE	Contested Possessions	14.0	3
Player Rating	16.15	9	ELITE	Uncontested Possessions	9.6	170
Supercoach	102.1	43	ABOVE AVG	Ground Ball Gets	8.7	8
Disposals	23.4	44	ABOVE AVG	Hard Ball Gets	3.4	5
Metres Gained	327.5	95	ABOVE AVG	Loose Ball Gets	5.3	20
Centre Clearances	2.9	6	ELITE	Handball Receives	7.6	74
Total Clearances	7.1	6	ELITE	Inside 50s	3.8	44
Goals	0.35	174	AVERAGE	Tackles	8.0	1
Score Involvements	5.9	42	ABOVE AVG	Pressure Acts	30.7	1

Rank is out of all players who have played 16+ matches.

Predicted cumulative votes



20. Rowan Marshall

Key stats per round

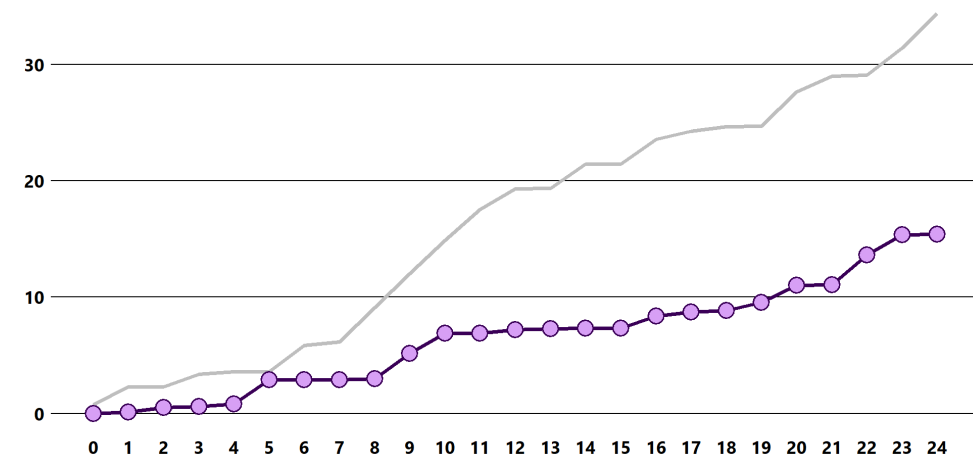
Round	Game Rank	Votes	CV	Player Rating	SC	Dis.	CP	Clr	Mtrs Gnd	Gls	SI
0											
1	6	0.12	0	11.5	127	19	7	5	335	0	11
2	5	0.38	4	15.6	106	24	16	11	333	0	4
3	8	0.09	0	6.6	79	20	12	2	316	0	3
4	5	0.21	0	21.0	147	23	7	5	440	1	5
5	1	2.10	8	17.3	120	28	18	16	456	0	6
6	32	0.00	0	8.6	51	11	5	2	169	0	2
7	24	0.00	0	6.4	63	11	3	0	132	0	5
8	7	0.07	0	13.9	107	19	9	3	419	1	7
9	2	2.18	7	26.1	164	28	23	12	536	0	0
10	1	1.74	2	21.2	169	31	18	8	366	0	4
11	27	0.00	0	10.4	73	13	5	1	48	0	4
12	5	0.29	0	6.8	85	18	11	8	279	0	3
13	8	0.12	0	18.8	117	19	13	7	421	0	1
14	12	0.01	0	11.2	95	20	6	2	393	0	6
15											
16	3	1.06	3	15.3	111	18	8	4	376	3	7
17	5	0.33	1	8.4	79	16	7	2	300	2	2
18	7	0.14	0	9.3	107	20	9	5	420	0	4
19	4	0.71	6	19.1	123	26	16	10	447	0	4
20	2	1.46	5	13.2	135	26	13	8	180	1	5
21	9	0.04	0	14.5	126	17	6	4	338	2	6
22	1	2.56	7	13.8	126	23	5	3	480	3	8
23	2	1.73	5	21.2	146	28	17	10	541	1	6
24	6	0.08	0	15.4	120	19	9	4	106	1	6

Key stats summary

	Avg	Rank		Avg	Rank	
Coaches Votes	2.09	30	ELITE	Contested Possessions	10.6	28 ELITE
Player Rating	14.16	25	ELITE	Uncontested Possessions	9.8	164 AVERAGE
Supercoach	112.0	14	ELITE	Ground Ball Gets	4.7	93 ABOVE AVG
Disposals	20.7	76	ABOVE AVG	Hard Ball Gets	1.9	37 ABOVE AVG
Metres Gained	340.5	87	ABOVE AVG	Loose Ball Gets	2.8	175 AVERAGE
Centre Clearances	2.0	23	ELITE	Handball Receives	3.4	230 BELOW AVG
Total Clearances	5.7	16	ELITE	Inside 50s	4.2	30 ELITE
Goals	0.65	103	ABOVE AVG	Tackles	4.3	45 ABOVE AVG
Score Involvements	4.7	125	AVERAGE	Pressure Acts	13.0	157 AVERAGE



















Rank is out of all players who have played 16+ matches.

Predicted cumulative votes




Team Votes


























Team Votes

		Votes	Most Votes	2nd Most Votes	3rd Most Votes	4th Most Votes				
1	 Sydney	98.1	Isaac Heeney	23.8	Errol Gulden	21.1	Chad Warner	20.5	Brodie Grundy	9.2
2	 Brisbane	87.1	Lachie Neale	27.3	Hugh McCluggage	12.6	Josh Dunkley	11.9	Joe Daniher	8.8
3	 Western Bulldogs	86.3	Marcus Bontempelli	26.7	Adam Treloar	20.3	Bailey Dale	6.8	Ed Richards	6.3
4	 Port Adelaide	84.1	Zak Butters	22.0	Jason Horne-Francis	15.3	Ollie Wines	11.8	Connor Rozee	11.6
5	 Carlton	83.2	Patrick Cripps	33.0	Sam Walsh	16.9	George Hewett	6.4	Harry McKay	6.2
6	 Fremantle	82.0	Caleb Serong	24.6	Andrew Brayshaw	17.3	Hayden Young	11.6	Jordan Clark	5.9
7	 Greater Western Sydney	81.9	Tom Green	17.1	Jesse Hogan	13.2	Lachie Whitfield	10.3	Toby Greene	7.9
8	 Hawthorn	79.0	Jai Newcombe	18.6	Dylan Moore	9.1	James Worpel	8.9	James Sicily	7.1
9	 Essendon	71.7	Zach Merrett	20.9	Nic Martin	12.6	Jye Caldwell	6.6	Sam Durham	5.5
10	 Geelong	68.9	Jeremy Cameron	17.0	Max Holmes	9.1	Patrick Dangerfield	8.2	Tom Stewart	7.5
11	 Collingwood	68.0	Nick Daicos	34.4	Josh Daicos	6.4	Jack Crisp	5.4	Jordan De Goey	5.0
12	 Melbourne	67.0	Max Gawn	16.7	Christian Petracca	10.2	Jack Viney	7.6	Kysaiah Pickett	4.8
13	 Gold Coast	65.0	Noah Anderson	21.2	Matt Rowell	16.6	Sam Flanders	9.0	Touk Miller	5.9
14	 St Kilda	64.8	Rowan Marshall	15.4	Jack Steele	11.4	Jack Sinclair	9.5	Nasiah Wanganeen-Milera	5.2
15	 Adelaide	58.0	Jordan Dawson	15.2	Izak Rankine	8.0	Rory Laird	7.6	Ben Keays	6.3
16	 North Melbourne	42.4	Luke Davies-Uniacke	14.2	Harry Sheezel	10.8	Tristan Xerri	6.9	Jy Simpkin	2.9
17	 West Coast	27.8	Jake Waterman	7.7	Elliot Yeo	7.1	Tim Kelly	5.3	Harley Reid	3.5
18	 Richmond	25.2	Shai Bolton	5.5	Tim Taranto	5.3	Daniel Rioli	3.5	Toby Nankervis	3.2

Adelaide
























																												
	M	Votes	1st	0	1	2	3	4	5	6	7	8	9	10	11	12	13	14	15	16	17	18	19	20	21	22	23	24
1	Jordan Dawson	22	15.2	96.0%	0.0	0.3	0.1	0.1	0.0	2.6	1.9	0.2	2.5	0.3	2.8	0.0	1.2	0.0	0.5	0.0	1.1	0.0	0.2	0.5	0.9	0.0	0.0	
2	Izak Rankine	15	8.0	3.2%	0.0	0.0	0.0	0.0	2.2	0.0	0.7	0.3	1.3	1.1				0.0	2.5	0.0					0.0	0.0		
3	Rory Laird	23	7.6	3.3%	0.1	0.1	0.0	0.2	0.0	0.0	2.8	0.3	0.2	0.0	1.0	0.1	0.2	0.0	0.0	0.1	1.8	0.1	0.2	0.1	0.3	0.0	0.0	
4	Ben Keays	23	6.3	0.6%	0.0	0.0	0.0	0.0	0.3	0.0	0.0	0.0	0.0	0.0	0.0	0.0	0.0	0.0	0.3	0.4	1.6	2.9	0.0	0.0	0.7	0.0	0.0	
5	Jake Soligo	23	4.6	0.2%	0.0	0.0	0.0	0.7	0.2	0.4	0.0	2.6	0.0	0.0	0.0	0.1	0.0	0.0	0.0	0.0	0.3	0.0	0.2	0.1	0.0	0.0	0.0	
6	Darcy Fogarty	23	3.7	0.0%	0.0	0.0	0.0	0.0	0.0	0.0	0.0	0.2	0.4	0.0	0.3	0.0	0.1	0.0	0.1	0.0	0.0	1.1	0.0	0.0	1.5	0.0	0.0	
7	Matt Crouch	15	3.6	0.1%	0.2	0.4	0.1	0.2	0.0		0.0	0.7	0.1	0.1	0.1	0.3								0.1	1.1	0.2	0.0	
8	Lachlan Sholl	20	3.0	0.0%	0.0		0.0			0.0	0.1	0.0	0.0	0.0	1.6	0.0	0.0	0.0	0.0	0.0	0.6	0.0	0.1	0.1	0.5	0.0	0.0	
9	Reilly O'Brien	21	1.4	0.0%	0.0	0.0	0.0	0.0	0.0	0.0	0.1	0.0	0.1	0.0	0.0	0.0			0.0	0.0	0.1	0.1	0.0	0.1	0.8	0.0	0.0	
10	Mitchell Hinge	22	1.3	0.0%	0.0	0.0	0.0	0.0	0.0	0.0	0.0	0.0	0.0	0.0	0.0	0.0	0.0	0.0	1.1	0.0		0.0	0.0	0.0	0.0	0.0	0.0	
11	Taylor Walker	18	0.8	0.0%		0.0	0.0	0.0	0.6	0.0	0.1	0.0	0.0	0.0	0.0	0.0			0.0	0.0	0.0		0.0	0.0	0.0	0.0		
12	Riley Thilthorpe	7	0.6	0.0%																	0.0	0.0	0.0	0.4	0.0	0.0	0.1	
13	Josh Rachele	22	0.5	0.0%	0.0	0.0	0.0	0.0	0.0	0.0	0.0	0.0	0.0	0.0	0.0	0.0	0.0	0.0	0.1	0.0	0.0	0.0	0.0	0.4	0.0	0.0		
14	Mark Keane	21	0.3	0.0%		0.0	0.0	0.1	0.0	0.0	0.0	0.1	0.0	0.0	0.0	0.0	0.0	0.0	0.0	0.0	0.0	0.0	0.0	0.0	0.1	0.0		
15	Luke Nankervis	20	0.3	0.0%				0.0	0.0	0.0	0.0	0.0	0.0	0.0	0.0	0.2	0.0	0.0	0.0	0.0	0.0	0.0	0.0	0.0	0.0	0.0	0.0	
16	Josh Worrell	13	0.2	0.0%	0.0	0.0	0.0	0.0	0.0	0.0	0.1	0.0												0.0	0.1	0.0	0.0	
17	Chayce Jones	16	0.2	0.0%	0.0	0.0	0.0	0.0	0.0	0.0	0.0	0.0	0.0	0.2	0.0	0.0	0.0	0.0					0.0				0.0	
18	Sam Berry	18	0.1	0.0%	0.0	0.0		0.0	0.0	0.0					0.0	0.0	0.0	0.0	0.0	0.0	0.0	0.0	0.0	0.0	0.0	0.0	0.0	
19	Brodie Smith	15	0.1	0.0%	0.0	0.0	0.0	0.1	0.0	0.0		0.0	0.0	0.0	0.0	0.0	0.0			0.0	0.0	0.0						
20	Max Michalanney	23	0.1	0.0%	0.0	0.0	0.0	0.0	0.0	0.0	0.0	0.0	0.0	0.0	0.0	0.0	0.0	0.0	0.0	0.0	0.0	0.0	0.0	0.0	0.0	0.0	0.0	

Brisbane
























																													
	M	Votes	1st	0	1	2	3	4	5	6	7	8	9	10	11	12	13	14	15	16	17	18	19	20	21	22	23	24	
1	Lachie Neale	22	27.3	99.9%	0.2		2.5	0.8	0.2	0.1	0.0	1.1	0.1	2.8	0.9		2.6	0.0	2.0	0.1	2.9	3.0	0.0	2.8	2.0	0.1	0.3	2.7	
2	Hugh McCluggage	23	12.6	0.1%	0.0	0.0	0.2	1.2	0.8	0.0	0.0	0.8	0.6	0.0	0.0		0.1	1.8	0.0	0.7	0.0	1.1	2.4	0.0	1.2	0.0	0.4	1.0	
3	Josh Dunkley	23	11.9	0.0%	0.4	0.0	0.0	0.9	1.3	0.1	0.0	1.3	0.0	0.1	0.0		0.1	0.0	0.6	2.5	2.1	0.5	0.0	1.4	0.0	0.0	0.2	0.5	
4	Joe Daniher	23	8.8	0.0%	0.0	0.1	0.0	2.7	0.0	0.0	0.0	0.0	0.0	0.4	0.0		0.1	2.7	0.1	0.0	0.0	0.0	0.1	0.0	0.8	0.0	1.7	0.0	
5	Dayne Zorko	23	8.6	0.0%	0.1	0.0	0.0	0.2	0.1	1.4	0.0	2.6	0.0	1.6	0.0		0.1	0.7	0.0	0.1	0.0	0.0	0.2	1.2	0.0	0.0	0.0	0.0	
6	Cam Rayner	23	4.8	0.0%	0.0	0.0	0.0	0.0	1.5	0.0	0.0	0.0	0.0	0.1	0.0		0.0	0.0	0.0	0.0	0.0	0.1	1.1	0.4	1.5	0.0	0.0	0.0	
7	Oscar McInerney	22	3.9	0.0%	0.0	0.0	0.0	0.0	0.0	0.0	0.0	0.0	0.0	0.0	0.1		0.1	0.0	2.1	0.0	0.1	0.6	0.7	0.0	0.0	0.0	0.0	0.2	0.0
8	Eric Hipwood	20	3.5	0.0%	0.0	0.0	0.0	0.0	0.0	0.0	0.0	0.0	0.0	0.0	0.0		2.4	0.0	1.1	0.0	0.0	0.0	0.0	0.0	0.0	0.0	0.0	0.0	
9	Will Ashcroft	9	1.6	0.0%																0.0	0.1	0.0	0.0	0.0	0.0	1.1	0.1	0.2	
10	Kai Lohmann	23	1.1	0.0%	0.0	0.0	0.0	0.0	0.0	0.0	0.0	0.0	0.0	0.9	0.0		0.0	0.0	0.0	0.0	0.0	0.0	0.0	0.0	0.0	0.0	0.0	0.0	0.2
11	Jarrod Berry	23	1.1	0.0%	0.0	0.0	0.0	0.0	0.0	0.3	0.0	0.0	0.2	0.0	0.0		0.2	0.2	0.0	0.0	0.0	0.0	0.0	0.0	0.0	0.0	0.0	0.0	0.0
12	Charlie Cameron	23	0.4	0.0%	0.0	0.0	0.0	0.0	0.2	0.0	0.0	0.0	0.0	0.1	0.0		0.0	0.0	0.0	0.0	0.0	0.0	0.0	0.0	0.0	0.0	0.0	0.0	0.0
13	Harris Andrews	22	0.4	0.0%	0.0	0.0	0.0	0.0	0.1	0.0	0.0	0.1	0.0	0.0	0.0		0.0	0.0	0.0	0.0	0.0	0.0	0.0	0.0	0.1	0.0	0.0	0.0	
14	Callum Ah Chee	22	0.4	0.0%	0.0	0.0	0.0	0.0	0.0	0.0	0.0	0.0	0.3	0.0	0.0		0.0	0.0	0.0	0.0	0.0	0.0	0.0	0.0	0.0	0.0	0.0	0.0	0.0
15	Darcy Wilmot	23	0.3	0.0%	0.1	0.0	0.0	0.0	0.0	0.0	0.0	0.0	0.0	0.0	0.0		0.0	0.0	0.0	0.0	0.0	0.0	0.0	0.1	0.0	0.0	0.0	0.0	
16	Zac Bailey	18	0.2	0.0%	0.0	0.0	0.0	0.0	0.1						0.0		0.0	0.0	0.0	0.0	0.0	0.0	0.0	0.0	0.1	0.0	0.0	0.0	
17	Jack Payne	14	0.1	0.0%	0.0		0.0	0.0	0.0	0.0	0.0	0.0	0.1	0.0	0.0		0.0	0.0	0.0		0.0								
18	Ryan Lester	23	0.1	0.0%	0.0	0.0	0.0	0.0	0.0	0.0	0.0	0.0	0.0	0.0	0.0		0.0	0.0	0.0	0.0	0.0	0.0	0.0	0.0	0.0	0.0	0.0	0.0	0.0
19	Jarryd Lyons	3	0.0	0.0%	0.0	0.0				0.0																			
20	Noah Answerth	12	0.0	0.0%	0.0	0.0	0.0	0.0	0.0	0.0	0.0	0.0	0.0	0.0	0.0		0.0	0.0										0.0	
























	M	Votes	1st	0	1	2	3	4	5	6	7	8	9	10	11	12	13	14	15	16	17	18	19	20	21	22	23	24	
1	Patrick Cripps	23	33.0	100.0%	0.4	2.3	1.3	0.2	0.1	2.9	1.4	0.0	1.7	0.0	2.7	1.7	0.1		2.6	2.9	1.2	2.0	2.2	0.2	2.4	0.1	2.7	2.0	
2	Sam Walsh	19	16.9	0.0%					2.4	1.7	0.3	0.7	1.5	0.0	1.8	2.8	0.1		1.6	1.8	0.0	0.0	0.1	0.1	0.2	0.0	0.0	1.8	
3	George Hewett	21	6.4	0.0%	1.0	0.0	1.1	0.0	0.0	0.1	0.0	0.1	0.0	0.0	0.0	0.0	0.6		0.0	0.0			0.0	0.0	0.5	0.0	2.2	0.6	
4	Harry McKay	20	6.2	0.0%	2.2	0.5	2.8	0.0	0.0	0.0	0.0	0.4	0.0	0.0	0.0	0.1	0.0		0.0	0.0	0.0	0.0	0.0		0.0	0.0			
5	Tom De Koning	17	6.0	0.0%	0.0	0.1	0.0	0.1	0.0	0.3	0.0	0.0	0.0	0.0	0.8	0.9	2.4		1.3		0.0	0.0	0.0						
6	Charlie Curnow	21	5.3	0.0%	1.0	0.0	0.4	0.8	0.1	0.0	0.0	0.0	0.0	0.0	0.4	0.0	0.0		0.4	0.0	0.0	0.0	0.7	1.3	0.0	0.0			
7	Nic Newman	23	2.4	0.0%	0.0	0.1	0.0	0.0	0.0	0.0	0.0	0.6	0.0	0.0	0.0	0.2	0.0		0.0	0.8	0.0	0.0	0.0	0.0	0.1	0.0	0.1	0.4	
8	Elijah Hollands	21	1.9	0.0%			0.1	0.0	0.0	0.0	0.0	0.0	0.0	0.0	0.0	0.0	1.6		0.0	0.0	0.0	0.0	0.0	0.0	0.0	0.0	0.1	0.0	
9	Blake Acres	22	1.1	0.0%	0.2	0.0	0.0	0.0	0.0	0.0	0.1	0.2	0.0	0.0	0.1	0.0	0.0		0.0	0.3	0.0	0.0	0.0		0.0	0.0	0.0	0.0	
10	Mitch McGovern	17	0.8	0.0%	0.0	0.7	0.0	0.0	0.0				0.0	0.0	0.0	0.0	0.0		0.0	0.0	0.0		0.0	0.0	0.0	0.0	0.0	0.0	
11	Jacob Weitering	21	0.7	0.0%			0.0	0.5	0.0	0.0	0.0	0.0	0.0	0.0	0.0	0.0	0.0		0.0	0.0	0.0	0.1	0.0	0.0	0.0	0.0	0.1	0.0	
12	Matthew Kennedy	23	0.6	0.0%	0.0	0.0	0.0	0.0	0.0	0.1	0.0	0.0	0.0	0.0	0.0	0.0	0.0		0.2	0.0	0.0	0.0	0.0	0.0	0.0	0.2	0.1	0.0	
13	Brodie Kemp	20	0.6	0.0%	0.0	0.0		0.1	0.0	0.0	0.0		0.0	0.0	0.0	0.0	0.0		0.0	0.0	0.0	0.0		0.0	0.0	0.0	0.5	0.0	
14	Adam Cerra	12	0.4	0.0%	0.2	0.0	0.1	0.1				0.0	0.0							0.0	0.0	0.0	0.0	0.0	0.0				
15	Marc Pittonet	13	0.3	0.0%					0.0	0.0	0.1	0.0	0.0	0.0						0.0		0.0		0.0	0.0	0.0	0.2	0.0	
16	Adam Saad	17	0.3	0.0%	0.0	0.0	0.0	0.1	0.0						0.0	0.0	0.0		0.0	0.1	0.0	0.0	0.0	0.0	0.0	0.0		0.0	
17	Zac Williams	18	0.1	0.0%	0.0	0.0	0.0	0.0	0.0	0.0	0.0	0.0		0.0	0.1	0.0	0.0		0.0	0.0	0.0	0.0				0.0	0.0		
18	Lachie Fogarty	15	0.1	0.0%	0.1	0.0	0.0	0.0							0.0	0.0	0.0		0.0	0.0	0.0	0.0	0.0	0.0	0.0	0.0			
19	Matthew Cottrell	14	0.1	0.0%	0.0	0.0	0.0	0.0	0.0	0.0	0.0	0.0	0.0								0.0	0.0	0.0	0.0	0.0				
20	Oliver Hollands	22	0.0	0.0%	0.0	0.0	0.0	0.0	0.0	0.0	0.0		0.0	0.0	0.0	0.0	0.0		0.0	0.0	0.0	0.0	0.0	0.0	0.0	0.0	0.0	0.0	

Collingwood

		M	Votes	1st						5										15									
1	Nick Daicos	23	34.4	100.0%	0.8	1.5	0.0	1.1	0.2		2.3	0.3	3.0	2.9	2.9	2.6	1.8	0.0	2.1		2.1	0.7	0.4	0.0	3.0	1.3	0.1	2.4	3.0
2	Josh Daicos	23	6.4	0.0%	0.0	0.0	0.0	0.0	0.4		0.0	0.0	0.0	0.1	0.1	0.1	0.0	2.0	0.0		0.0	0.0	0.0	0.0	1.7	0.0	0.0	0.0	1.7
3	Jack Crisp	23	5.4	0.0%	0.0	0.0	0.0	0.0	0.0		0.0	0.0	0.4	2.0	0.2	0.1	0.0	1.9	0.1		0.0	0.6	0.0	0.0	0.0	0.0	0.0	0.0	0.0
4	Jordan De Goey	13	5.0	0.0%	0.0	0.0	0.0	0.0	2.8		1.8	0.0			0.2						0.0	0.0	0.0	0.0		0.0			
5	Darcy Cameron	23	3.3	0.0%	0.1	0.0	0.0	0.0	0.0		0.1	0.0	0.0	0.2	0.0	0.2	0.0	0.0	0.0		0.0	0.0	0.9	0.0	0.7	0.2	0.6	0.2	0.0
6	Scott Pendlebury	20	3.2	0.0%	0.0	0.0	0.0	0.0	0.0		0.0	0.1	0.4	0.5	1.0	0.0					0.0	0.2	0.0	0.0	0.1	1.0	0.0	0.0	0.0
7	Patrick Lipinski	23	2.1	0.0%	0.0	0.0	0.0	0.0	0.0		0.8	0.0	0.1	0.0	0.0	0.1	0.0	0.1	0.0		0.0	0.0	0.0	0.0	0.0	0.0	0.0	0.0	1.1
8	Jamie Elliott	15	1.8	0.0%	0.0	0.0	0.1	1.7	0.0		0.0	0.0	0.0										0.0	0.0	0.0	0.0	0.0	0.0	0.0
9	Tom Mitchell	6	1.7	0.0%	0.0		0.0	0.4	1.2		0.1	0.0																	
10	Steele Sidebottom	22	1.0	0.0%	0.0	0.0	0.0		0.0		0.0	0.0	0.0	0.1	0.0	0.0	0.0	0.0	0.0		0.0	0.3	0.0	0.0	0.0	0.0	0.1	0.2	0.2
11	Bobby Hill	23	0.9	0.0%	0.0	0.0	0.0	0.0	0.0		0.0	0.0	0.0	0.0	0.0	0.0	0.0	0.0	0.9		0.0	0.0	0.0	0.0	0.0	0.0	0.0	0.0	0.0
12	Jeremy Howe	19	0.6	0.0%		0.0	0.0	0.0	0.0		0.0	0.0	0.0	0.0		0.0	0.3	0.0			0.0	0.0		0.0	0.0	0.1	0.0	0.2	0.0
13	Brody Mihocek	11	0.6	0.0%	0.0	0.0	0.0	0.0	0.0		0.0	0.6	0.0		0.0						0.0	0.0							
14	Will Hoskin-Elliott	20	0.3	0.0%	0.0	0.0		0.0	0.0		0.3	0.0	0.0	0.0				0.0	0.0		0.0	0.0	0.0	0.0	0.0	0.0	0.0	0.0	0.0
15	Darcy Moore	23	0.3	0.0%	0.0	0.0	0.0	0.0	0.0		0.0	0.2	0.0	0.0	0.0	0.0	0.0	0.0	0.0		0.0	0.0	0.0	0.0	0.1	0.0	0.0	0.0	0.0
16	John Noble	20	0.3	0.0%	0.0			0.0	0.0		0.0	0.0	0.0	0.0	0.1	0.0	0.0	0.0	0.0		0.0		0.0	0.0	0.0	0.0	0.0	0.0	0.0
17	Lachie Schultz	20	0.2	0.0%	0.0	0.0	0.0	0.0	0.0		0.0	0.0	0.0		0.0	0.0	0.0	0.0	0.0			0.0	0.0		0.0	0.0	0.0	0.1	0.0
18	Brayden Maynard	23	0.1	0.0%	0.0	0.0	0.0	0.0	0.0		0.0	0.0	0.0	0.0	0.0	0.0	0.0	0.0	0.0		0.0	0.0	0.0	0.0	0.0	0.0	0.0	0.0	0.0
19	Jack Bytel	7	0.1	0.0%										0.0		0.0	0.0							0.1	0.0	0.0	0.0		
20	Harvey Harrison	12	0.1	0.0%							0.0	0.0	0.0	0.0	0.0	0.0	0.0	0.0	0.0		0.0	0.0	0.0	0.0					

Essendon

																												
	M	Votes	1st	0	1	2	3	4	5	6	7	8	9	10	11	12	13	14	15	16	17	18	19	20	21	22	23	24
1	Zach Merrett	23	20.9	96.1%	1.3	1.0	1.1	0.3	1.3	2.1	2.6	2.7	0.2	0.0	1.1	0.4	0.0		0.6	0.1	2.5	0.0	0.9	0.0	0.1	1.5	0.0	1.0
2	Nic Martin	23	12.6	6.1%	0.1	0.0	1.7	0.1	0.1	0.6	0.2	1.3	1.5	0.3	0.3	0.0	0.9		0.0	0.1	0.0	2.3	0.0	0.0	0.0	1.0	2.2	0.0
3	Jye Caldwell	23	6.6	0.1%	0.0	0.0	0.0	0.0	0.2	0.1	0.0	0.0	0.0	0.3	0.0	0.0	0.0		0.8	1.4	1.2	0.0	0.0	0.0	2.4	0.0	0.1	0.0
4	Sam Durham	22	5.5	0.0%	0.0	0.0	0.0		1.9	0.0	0.0	0.1	0.5	0.0	0.0	0.0	0.1		2.1	0.0	0.0	0.0	0.6	0.0	0.0	0.0	0.0	0.0
5	Andrew McGrath	23	3.7	0.0%	0.8	0.0	1.7	0.0	0.1	0.0	0.9	0.0	0.0	0.1	0.0	0.0	0.0		0.0	0.0	0.0	0.0	0.0	0.0	0.0	0.0	0.0	0.0
6	Kyle Langford	23	3.2	0.0%	0.0	0.0	0.0	0.0	0.3	0.0	0.7	0.0	1.8	0.0	0.1	0.0	0.0		0.0	0.0	0.0	0.0	0.1	0.0	0.0	0.0	0.0	0.2
7	Jake Stringer	23	3.1	0.0%	0.3	0.0	0.0	0.0	0.0	0.0	0.0	0.0	0.0	0.0	0.3	0.0	0.0		2.2	0.0	0.0	0.0	0.0	0.0	0.1	0.0	0.0	0.0
8	Archie Perkins	18	2.9	0.0%	2.8	0.0	0.0	0.0				0.0	0.0	0.1	0.0	0.0	0.0		0.0	0.0	0.0	0.0	0.0	0.0			0.0	0.0
9	Peter Wright	14	2.8	0.0%	0.0	0.0					0.0	0.0	0.0	2.7	0.0	0.0	0.0		0.0	0.0	0.0	0.0		0.0				
10	Jordan Ridley	9	2.8	0.0%											2.7	0.0	0.0		0.0	0.0	0.0	0.0	0.0	0.0				
11	Darcy Parish	12	2.4	0.0%			0.1	0.0	0.1	0.0	0.2	1.4	0.0											0.0	0.5	0.0	0.0	0.0
12	Mason Redman	21	1.4	0.0%	0.0		0.0	0.0	0.2	0.0	0.0	0.0	0.8	0.0	0.1	0.0			0.0	0.0	0.0	0.0	0.0	0.0	0.1	0.0	0.0	0.0
13	Xavier Duursma	15	1.3	0.0%	0.0	0.0	0.1	0.0	1.1	0.0	0.0	0.0							0.0	0.0	0.0	0.0	0.0	0.0	0.0			
14	Dyson Heppell	18	0.5	0.0%	0.0	0.0	0.4	0.0	0.0	0.0	0.0	0.0	0.0	0.0	0.0	0.0	0.0		0.0	0.0		0.0		0.0				0.0
15	Matt Guelfi	13	0.4	0.0%	0.0							0.0	0.2	0.2	0.0	0.0	0.0		0.0	0.0	0.0	0.0	0.0					0.0
16	Ben McKay	23	0.3	0.0%	0.0	0.0	0.0	0.0	0.0	0.0	0.0	0.0	0.0	0.0	0.0	0.0	0.0		0.0	0.0	0.2	0.1	0.0	0.0	0.0	0.0	0.0	0.0
17	Dylan Shiel	9	0.3	0.0%									0.0								0.1	0.0	0.0	0.0	0.0	0.0	0.1	0.0
18	Nick Hind	15	0.3	0.0%		0.0	0.0	0.0	0.0	0.0	0.0		0.0	0.0	0.2	0.0	0.0		0.0	0.0	0.0	0.0						
19	Jayden Laverde	21	0.2	0.0%		0.0	0.0	0.0	0.0	0.0	0.0	0.0	0.0	0.0	0.0	0.0	0.0		0.2	0.0	0.0		0.0	0.0	0.0	0.0	0.0	0.0
20	Will Setterfield	4	0.1	0.0%	0.1	0.0		0.0									0.0											

																												
	M	Votes	1st	0	1	2	3	4	5	6	7	8	9	10	11	12	13	14	15	16	17	18	19	20	21	22	23	24
1	Jeremy Cameron	22	17.0	98.4%	1.3	0.0	0.1	0.9	3.0	0.0	2.8	0.0	0.0	0.0	0.0	0.0	0.0	0.0	0.0	0.0	2.8	0.0	0.0	0.1	3.0	0.0	0.0	3.0
2	Max Holmes	23	9.1	2.9%	0.9	0.0	0.5	0.0	0.5	0.4	0.2	1.3	0.0	0.0	1.1	1.7	0.0	0.0	0.0	0.6	0.0	0.8	0.0	0.1	0.0	0.2	0.0	0.9
3	Patrick Dangerfield	14	8.2	0.1%	2.7	0.2				0.0	0.0							0.0	0.2	0.0	1.5	0.0	0.0	0.3	2.3	0.0	0.9	
4	Tom Stewart	22	7.5	0.1%	0.1	2.2	0.1	0.0	0.1	0.0		0.0	0.0	0.0	0.0	0.0	0.0	0.0	0.0	0.6	1.0	0.3	0.1	2.4	0.5	0.0	0.0	0.0
5	Gryan Miers	23	5.4	0.0%	0.0	2.0	0.0	0.5	0.1	0.1	0.9	0.0	0.0	0.0	0.0	0.0	0.0	0.0	0.0	0.0	0.0	1.5	0.0	0.0	0.0	0.1	0.0	0.0
6	Oliver Dempsey	23	4.3	0.0%	0.3	0.0	0.1	0.0	0.0	0.0	0.0	0.0	0.0	0.0	0.0	1.5	0.0	0.0	0.0	2.0	0.0	0.0	0.0	0.2	0.0	0.1	0.0	0.1
7	Jack Bowes	20	4.1	0.0%			0.0	0.0	0.7	0.1	0.0	0.0		0.0	0.0	2.1	0.0	0.0	0.0	0.5	0.1	0.3	0.0	0.0	0.0	0.0	0.2	0.1
8	Tyson Stengle	23	2.9	0.0%	0.0	0.0	0.3	0.0	0.0	2.1	0.0	0.0	0.0	0.0	0.1	0.0	0.0	0.0	0.0	0.0	0.0	0.0	0.0	0.1	0.2	0.0	0.0	0.0
9	Zach Guthrie	23	2.0	0.0%	0.0	0.0	0.0	0.0	0.0	0.7	0.0	0.8	0.0	0.0	0.0	0.0	0.0	0.0	0.0	0.0	0.0	0.0	0.0	0.0	0.0	0.3	0.0	0.0
10	Mitch Duncan	20	1.2	0.0%	0.0		0.6	0.0	0.0	0.1	0.0	0.0	0.0		0.0	0.1	0.0	0.0	0.0	0.2	0.2	0.0	0.0	0.0		0.0	0.0	0.0
11	Sam De Koning	19	1.1	0.0%	0.0	0.0	0.0	0.0	0.0	0.0	0.0	0.0	0.0		0.0	0.0	0.0	0.0	0.0	0.0	1.0	0.0	0.0	0.0	0.0			
12	Tanner Bruhn	15	1.0	0.0%	0.0		0.6	0.0	0.0	0.1	0.0	0.0		0.0	0.0	0.0	0.0							0.0	0.2	0.0		0.0
13	Oliver Henry	21	0.9	0.0%	0.0	0.0	0.7	0.0	0.0	0.0	0.0	0.0	0.0	0.0	0.0	0.0		0.0		0.0	0.0	0.0	0.0	0.0	0.0	0.0	0.0	0.1
14	Brad Close	23	0.8	0.0%	0.0	0.0	0.0	0.0	0.3	0.0	0.0	0.0	0.0	0.0	0.0	0.0	0.0	0.0	0.0	0.0	0.4	0.0	0.0	0.0	0.0	0.0	0.0	0.0
15	Tom Hawkins	12	0.6	0.0%	0.0	0.5	0.2	0.0		0.0	0.0	0.0	0.0		0.0	0.0	0.0	0.0										
16	Rhys Stanley	12	0.5	0.0%	0.0	0.0		0.0	0.0		0.0	0.0	0.0				0.0								0.0	0.0	0.0	0.5
17	Mark Blicavs	22	0.5	0.0%	0.1	0.2	0.0	0.0	0.0	0.0	0.0	0.0	0.0	0.0	0.0		0.0	0.0	0.1	0.0	0.0	0.0	0.0	0.0	0.0	0.0	0.0	0.1
18	Tom Atkins	20	0.4	0.0%	0.0		0.0	0.0	0.0	0.0	0.0	0.2	0.0	0.0	0.0	0.1	0.0	0.0	0.0	0.0	0.0				0.0	0.0	0.0	0.1
19	Shaun Mannagh	10	0.4	0.0%	0.0	0.0															0.2	0.0	0.0	0.0	0.1	0.0	0.0	0.1
20	Brandan Parfitt	9	0.3	0.0%		0.0	0.1	0.0	0.0	0.2	0.0		0.0	0.0									0.0					
























Gold Coast

	M	Votes	1st	0	1	2	3	4	5	6	7	8	9	10	11	12	13	14	15	16	17	18	19	20	21	22	23	24
1	Noah Anderson	23	21.2	90.8%	0.4	2.4	0.0	0.2	3.0	0.0	2.6	0.0	0.1	2.8	0.0	2.4	0.2	0.0	2.4	0.5	2.9	0.0	0.0	0.1	0.1	0.2	1.0	
2	Matt Rowell	23	16.6	14.2%	2.9	1.8	0.0	0.1	0.5	0.0	1.2	0.0	0.0	1.8	0.0	2.1	0.0	0.0	0.0	0.0	0.0	0.0	0.0	2.0	2.5	0.0	1.5	
3	Sam Flanders	22	9.0	0.2%	0.2	0.3	0.0	0.0	1.0	0.0	0.0	0.0	0.3	0.1	0.1	1.2	0.0	0.0	1.3	0.0	1.1	1.2	0.1	0.0	0.1	0.1	1.9	
4	Touk Miller	18	5.9	0.0%	0.5	1.2	0.2	0.0	0.7	0.0	0.2	0.0	2.1	0.2	0.0	0.5	0.0	0.1	0.1	0.0	0.0	0.0	0.0	0.0	0.0	0.0	0.1	
5	Jarrod Witts	16	2.8	0.0%	0.1	0.0	0.0	0.0	0.1	0.0	2.0	0.0	0.0	0.0	0.0	0.0	0.0	0.0	0.0	0.0	0.0	0.0	0.0	0.5	0.0	0.0	0.1	
6	Mac Andrew	20	2.3	0.0%	0.0	0.0	0.0	0.2	0.0	0.0	0.0	0.0	1.2	0.0	0.0	0.1	0.0	0.0	0.0	0.0	0.0	0.0	0.0	0.0	0.7	0.0	0.0	
7	Wil Powell	18	1.5	0.0%	1.1	0.0	0.0	0.0	0.0	0.0	0.0	0.0	0.0	0.0	0.0	0.0	0.0	0.0	0.0	0.0	0.3	0.0	0.0	0.0	0.0	0.0	0.0	
8	Ben King	22	1.1	0.0%	0.5	0.0	0.0	0.0	0.4	0.0	0.0	0.0	0.0	0.0	0.0	0.1	0.0	0.0	0.0	0.0	0.0	0.0	0.0	0.0	0.0	0.0	0.0	
9	Sam Clohesy	20	0.8	0.0%	0.0	0.0	0.0	0.0	0.1	0.0	0.0	0.0	0.7	0.0	0.0	0.0	0.0	0.0	0.0	0.0	0.0	0.0	0.0	0.0	0.0	0.0	0.0	
10	Sam Collins	23	0.7	0.0%	0.0	0.0	0.0	0.0	0.0	0.0	0.0	0.0	0.1	0.0	0.0	0.1	0.3	0.0	0.0	0.0	0.1	0.0	0.0	0.0	0.0	0.0	0.0	
11	Bailey Humphrey	21	0.6	0.0%	0.0	0.0	0.0	0.0	0.0	0.0	0.0	0.0	0.0	0.6	0.0	0.0	0.0	0.0	0.0	0.0	0.0	0.0	0.0	0.0	0.0	0.0	0.0	
12	Bodhi Uwland	21	0.6	0.0%	0.0	0.0	0.0	0.0	0.0	0.0	0.0	0.0	0.1	0.0	0.0	0.0	0.5	0.0	0.0	0.0	0.0	0.0	0.0	0.0	0.0	0.0	0.0	
13	Jack Lukosius	21	0.4	0.0%	0.0	0.0	0.0	0.0	0.0	0.0	0.0	0.0	0.0	0.4	0.0	0.0	0.0	0.0	0.0	0.0	0.0	0.0	0.0	0.0	0.0	0.0	0.0	
14	Alex Sexton	15	0.3	0.0%	0.0	0.0	0.0	0.0	0.0	0.0	0.0	0.0	0.0	0.1	0.0	0.1	0.1	0.0	0.0	0.0	0.0	0.0	0.0	0.0	0.0	0.0	0.0	
15	Ben Ainsworth	17	0.3	0.0%	0.0	0.0	0.0	0.0	0.0	0.0	0.0	0.0	0.1	0.0	0.0	0.0	0.0	0.0	0.0	0.1	0.0	0.0	0.0	0.0	0.0	0.0	0.0	
16	Ned Moyle	8	0.2	0.0%	0.0	0.0	0.0	0.0	0.0	0.0	0.0	0.0	0.0	0.0	0.0	0.0	0.0	0.0	0.0	0.0	0.2	0.0	0.0	0.0	0.0	0.0	0.0	
17	Ben Long	17	0.2	0.0%	0.0	0.0	0.0	0.0	0.0	0.0	0.0	0.0	0.0	0.0	0.0	0.1	0.0	0.0	0.0	0.0	0.0	0.0	0.0	0.0	0.0	0.0	0.1	
18	Joel Jeffrey	12	0.2	0.0%	0.0	0.0	0.0	0.0	0.0	0.0	0.0	0.0	0.0	0.0	0.0	0.0	0.2	0.0	0.0	0.0	0.0	0.0	0.0	0.0	0.0	0.0	0.0	
19	Brayden Fiorini	12	0.1	0.0%	0.1	0.0	0.0	0.0	0.0	0.0	0.0	0.0	0.0	0.0	0.0	0.0	0.0	0.0	0.0	0.0	0.0	0.0	0.0	0.0	0.0	0.0	0.0	
20	Alex Davies	7	0.1	0.0%	0.0	0.0	0.0	0.0	0.0	0.0	0.0	0.0	0.0	0.0	0.0	0.0	0.0	0.0	0.0	0.0	0.1	0.0	0.0	0.0	0.0	0.0	0.0	

Greater Western Sydney

























	M	Votes	1st	0	1	2	3	4	5	6	7	8	9	10	11	12	13	14	15	16	17	18	19	20	21	22	23	24
1	Tom Green	23	17.1	78.3%	1.1	2.6	1.8	0.1	0.0	0.0	2.9	0.0	0.8	0.1	0.3	0.1	0.4	0.3	0.6	0.3	1.2	0.7	1.4	0.1	0.9	1.0	0.3	
2	Jesse Hogan	23	13.2	21.3%	0.5	2.4	0.0	0.1	0.0	0.0	0.0	0.0	0.0	0.3	0.0	0.0	0.1	0.0	0.0	2.6	0.1	1.5	0.0	2.7	0.9	2.0	0.0	
3	Lachie Whitfield	23	10.3	7.9%	0.6	0.1	0.8	0.1	0.6	0.0	0.1	0.0	0.0	0.0	0.1	0.2	0.4	0.0	0.5	0.0	1.1	2.2	1.2	1.3	0.2	0.0	0.7	
4	Toby Greene	22	7.9	0.2%	0.0	0.0	0.0	2.4	0.0	0.0	0.0	0.0	0.0	0.2	2.1	0.0	0.1	0.0	0.0	0.0	2.6	0.0	0.1	0.3	0.0	0.0	0.0	
5	Josh Kelly	15	4.7	0.0%	0.7	0.3	0.5	0.1	0.0	0.7	0.2	0.0	0.0	0.0	0.0	0.0	0.0	1.9	0.0	0.1	0.0	0.0	0.0	0.0	0.1	0.0	0.1	
6	Kieren Briggs	22	4.7	0.0%	0.0	0.0	1.3	0.0	0.0	0.0	0.1	0.0	0.0	0.0	1.4	0.3	0.3	0.0	0.0	0.7	0.5	0.0	0.0	0.0	0.0	0.0	0.0	
7	Finn Callaghan	22	4.4	0.0%	0.0	0.0	0.0	0.0	0.0	0.0	1.6	0.0	0.0	0.0	0.0	0.3	0.0	0.0	0.0	0.0	0.0	0.0	0.0	1.9	0.0	0.3	0.0	
8	Brent Daniels	22	4.2	0.0%	0.9	0.0	0.0	0.0	0.0	0.0	0.0	0.0	0.0	0.0	0.0	0.1	0.2	0.0	0.0	0.3	0.0	0.0	0.1	0.2	0.0	2.3	0.0	
9	Stephen Coniglio	13	2.8	0.0%	0.1	0.1	0.1	2.3	0.0	0.0	0.0	0.0	0.0	0.0	0.0	0.0	0.0	0.0	0.0	0.1	0.0	0.0	0.0	0.0	0.0	0.0	0.0	
10	James Peatling	17	2.6	0.0%	0.0	0.0	0.0	0.0	0.0	0.0	0.0	0.0	0.0	0.0	0.0	0.0	0.0	0.0	0.0	0.0	0.0	0.0	0.9	0.0	1.6	0.0	0.0	
11	Sam Taylor	16	1.4	0.0%	0.0	0.0	1.3	0.0	0.0	0.0	0.0	0.0	0.0	0.0	0.0	0.0	0.0	0.0	0.0	0.0	0.0	0.0	0.0	0.0	0.0	0.0	0.0	
12	Callan Ward	18	1.1	0.0%	0.0	0.0	0.0	0.0	0.0	0.0	0.0	0.0	0.0	0.0	0.0	0.0	0.3	0.0	0.1	0.6	0.0	0.0	0.0	0.0	0.0	0.0	0.0	
13	Harry Himmelberg	23	1.1	0.0%	0.0	0.0	0.0	0.1	0.0	0.0	0.6	0.0	0.0	0.1	0.0	0.0	0.0	0.0	0.0	0.0	0.1	0.0	0.0	0.0	0.0	0.0	0.0	
14	Callum M. Brown	13	1.1	0.0%	1.0	0.0	0.0	0.0	0.0	0.0	0.0	0.0	0.0	0.0	0.0	0.0	0.0	0.0	0.0	0.0	0.0	0.0	0.0	0.0	0.0	0.0	0.0	
15	Toby Bedford	22	1.0	0.0%	0.0	0.0	0.0	0.0	0.0	0.0	0.0	0.0	0.0	0.0	0.0	0.0	0.0	1.0	0.0	0.0	0.0	0.0	0.0	0.0	0.0	0.0	0.0	
16	Xavier O'Halloran	17	0.9	0.0%	0.0	0.0	0.0	0.0	0.0	0.0	0.0	0.0	0.0	0.0	0.0	0.9	0.0	0.0	0.0	0.0	0.0	0.0	0.0	0.0	0.0	0.0	0.0	
17	Jake Riccardi	19	0.9	0.0%	0.0	0.1	0.0	0.0	0.0	0.0	0.0	0.0	0.0	0.0	0.7	0.0	0.0	0.0	0.0	0.0	0.0	0.0	0.0	0.0	0.0	0.0	0.0	
18	Lachie Ash	17	0.7	0.0%	0.0	0.0	0.0	0.0	0.5	0.0	0.0	0.0	0.0	0.0	0.0	0.0	0.0	0.0	0.0	0.0	0.0	0.0	0.0	0.0	0.0	0.0	0.0	
19	Harry Perryman	19	0.5	0.0%	0.0	0.0	0.0	0.0	0.0	0.0	0.4	0.0	0.0	0.0	0.0	0.0	0.0	0.0	0.0	0.0	0.0	0.0	0.0	0.0	0.0	0.0	0.0	
20	Darcy Jones	12	0.4	0.0%	0.0	0.0	0.0	0.0	0.0	0.0	0.0	0.0	0.0	0.0	0.0	0.0	0.0	0.0	0.0	0.0	0.0	0.0	0.0	0.0	0.4	0.0	0.0	

Hawthorn


																												
	M	Votes	1st	0	1	2	3	4	5	6	7	8	9	10	11	12	13	14	15	16	17	18	19	20	21	22	23	24
1	Jai Newcombe	23	18.6	98.9%	0.0	0.0	0.0	0.4	0.0	2.3	0.0	0.1	2.2	0.0	0.2	0.9	0.1	1.9		2.2	0.0	0.2	0.2	1.2	1.3	0.1	2.7	2.7
2	Dylan Moore	23	9.1	1.2%	0.1	0.0	0.0	0.0	0.0	1.7	0.1	0.7	0.0	0.0	0.0	3.0	0.0	0.0		1.3	0.1	0.1	0.2	0.0	0.0	1.5	0.3	0.1
3	James Worpel	23	8.9	0.6%	0.2	0.0	2.7	0.0	0.0	0.0	0.0	0.0	0.0	0.0	2.0	0.0	0.1	0.0		1.9	0.1	0.2	0.1	0.0	0.0	0.1	1.5	0.0
4	James Sicily	20	7.1	0.3%	0.0	0.0	0.0	0.0	0.0	0.0	0.0	0.2			0.3	0.1	0.4	2.6		0.2		0.5	0.8	0.1	0.0	1.4	0.0	0.7
5	Will Day	16	6.7	0.1%							0.0	0.0	0.0	0.1	1.3	0.6	2.6	0.0		0.1	0.0	1.0	0.1	0.9	0.0	0.0	0.0	0.0
6	Conor Nash	23	4.2	0.0%	0.0	0.0	0.0	0.0	0.0	1.7	0.0	0.1	0.0	0.0	0.0	0.0	0.0	0.0		0.0	0.0	1.2	1.0	0.0	0.0	0.1	0.0	0.0
7	Massimo D'Ambrosio	22	4.0	0.0%	0.2	0.0	0.0	0.0	0.0	0.0		0.0	0.0	0.0	0.1	0.0	0.1	0.0		0.0	0.0	0.0	0.4	0.0	0.0	1.4	0.0	1.8
8	Connor Macdonald	23	4.0	0.0%	0.0	0.0	0.0	0.0	0.0	0.0	0.0	0.0	0.0	0.0	0.0	0.0	0.0	0.0		0.0	0.0	0.0	1.0	2.6	0.0	0.1	0.0	0.1
9	Jack Ginnivan	21	3.2	0.0%	0.0	0.0	0.0	0.0	0.0	0.0	0.0	0.0	0.0	0.0	0.1	0.7	0.0	0.0		0.0		2.1	0.0	0.0	0.1	0.0	0.2	
10	Blake Hardwick	23	3.0	0.0%	0.0	0.0	0.0	0.6	0.0	0.0	0.0	0.1	0.0	2.3	0.0	0.0	0.0	0.0		0.0	0.0	0.0	0.0	0.0	0.0	0.0	0.0	0.0
11	Jarman Impey	23	2.3	0.0%	0.0	0.0	0.0	0.0	0.0	0.1	0.0	1.3	0.0	0.0	0.0	0.0	0.0	0.0		0.0	0.0	0.0	0.0	0.5	0.0	0.2	0.0	0.0
12	Jack Gunston	16	2.1	0.0%	0.0	0.0				0.0	0.0	0.0	0.0		0.6	0.0	0.0	0.0		0.0	0.0				0.0	0.1	1.3	0.0
13	Lloyd Meek	19	1.9	0.0%			0.0	0.0	0.0	0.0	0.0	0.2	0.1	0.0	0.0			0.0		0.3	0.0	1.3	0.0	0.0	0.0	0.0	0.0	0.0
14	Karl Amon	23	1.7	0.0%	0.0	0.0	0.0	0.2	0.0	0.0	0.0	0.0	0.6	0.0	0.3	0.0	0.0	0.0		0.0	0.0	0.3	0.0	0.0	0.0	0.0	0.1	0.0
15	Josh Weddle	23	1.3	0.0%	0.0	0.0	0.0	0.0	0.0	0.0	0.0	0.0	0.0	0.0	0.0	0.0	0.4	0.1		0.0	0.0	0.0	0.0	0.0	0.0	0.7	0.0	0.0
16	Mabior Chol	21	0.3	0.0%	0.0	0.0	0.0	0.0	0.0	0.0	0.0			0.0	0.0	0.0	0.0	0.1		0.0	0.0	0.0	0.0	0.2	0.0	0.0	0.0	0.0
17	Jack Scrimshaw	22	0.2	0.0%	0.0	0.0	0.0	0.0	0.0	0.0	0.0	0.0	0.0		0.0	0.0	0.0	0.0		0.0	0.0	0.0	0.0	0.0	0.0	0.0	0.0	0.0
18	Harry Morrison	10	0.1	0.0%			0.0		0.1	0.0	0.0									0.0	0.0	0.0			0.0	0.0	0.0	
19	Luke Breust	17	0.1	0.0%	0.0	0.0	0.0						0.0	0.0	0.0	0.0	0.0	0.0			0.0	0.0	0.1	0.0	0.0	0.0	0.0	0.0
20	Nick Watson	16	0.1	0.0%	0.0	0.0	0.0				0.0	0.0	0.0					0.0		0.0	0.0	0.0	0.0	0.0	0.0	0.0	0.0	0.1


	M	Votes	1st	0	1	2	3	4	5	6	7	8	9	10	11	12	13	14	15	16	17	18	19	20	21	22	23	24
1	Max Gawn	21	16.7	97.4%	0.0	2.0	0.3	2.7	1.1	1.6	2.7	0.6	0.0	0.0	3.0	0.1	1.4	0.2	0.0	0.0	0.0	0.0	0.0	0.0	0.3	0.6	0.1	0.0
2	Christian Petracca	13	10.2	4.2%	0.0	1.1	2.5	0.1	2.9	0.0	0.2	0.1	2.7	0.0	0.4	0.0	0.0											
3	Jack Viney	23	7.6	0.8%	1.4	0.1	0.0	0.1	0.1	0.0	0.0	0.2	0.0	0.0	0.7	0.0	0.0	1.6	0.5	0.0	0.0	0.0	0.0	0.0	0.0	0.0	2.8	0.0
4	Kysaiah Pickett	21	4.8	0.0%	0.0	0.3	0.0	0.0			0.1	0.3	0.0	0.0	0.0	0.0	0.0	0.0	1.9	0.0	0.1	0.0	0.0	0.0	2.0	0.0	0.0	
5	Trent Rivers	23	4.7	0.0%	0.0	0.0	0.0	0.1	0.0	0.0	0.4	0.0	0.0	0.0	0.0	0.0	0.0	0.1	0.0	2.4	1.5	0.0	0.0	0.0	0.0	0.0	0.2	0.0
6	Clayton Oliver	21	3.9	0.0%	0.0	2.2	0.1	0.2	0.0	0.0	0.0	0.9	0.0	0.0	0.1	0.0	0.0	0.0	0.1	0.0	0.1	0.0	0.1	0.0	0.0			
7	Ed Langdon	22	3.2	0.0%	0.0	0.0	0.0	0.0	0.0	0.0	0.2	0.1	0.0		0.0	0.0	0.0	0.0	0.0	0.2	0.6	0.0	0.0	0.0	0.0	2.1	0.0	
8	Jake Lever	18	2.5	0.0%	0.0	0.0	0.0	0.0	0.0	0.0	1.6	0.8	0.0	0.0					0.0	0.0	0.0	0.0	0.0	0.0	0.0	0.0	0.0	
9	Bayley Fritsch	23	2.5	0.0%	0.0	0.0	2.3	0.0	0.0	0.0	0.0	0.1	0.0	0.0	0.0	0.0	0.0	0.0	0.0	0.0	0.0	0.0	0.0	0.0	0.0	0.0	0.0	0.0
10	Alex Neal-Bullen	23	2.2	0.0%	0.0	0.0	0.2	1.7	0.0	0.0	0.0	0.0	0.0	0.0	0.1	0.0	0.0	0.0	0.0	0.0	0.0	0.0	0.0	0.0	0.0	0.0	0.1	0.0
11	Jacob van Rooyen	21	2.0	0.0%	0.0	0.0	0.0	0.0	0.0	0.0	0.0	0.0	0.0	0.0	0.0	0.0	0.0	0.0	0.0	1.8	0.0	0.0	0.0	0.0	0.0	0.0	0.0	0.0
12	Caleb Windsor	19	1.4	0.0%	0.0	0.0	0.0	0.0	0.0	0.0	0.0	0.1	0.0	0.0	0.0	0.0	0.0	0.0	0.0	1.3	0.0	0.0	0.0					
13	Steven May	19	1.3	0.0%	0.0	0.4	0.0	0.2	0.0	0.0	0.1	0.3	0.0	0.0	0.0	0.0	0.0	0.2	0.0	0.0	0.0	0.0	0.0	0.0				
14	Judd McVee	23	1.2	0.0%	0.0	0.0	0.0	0.0	0.1	0.0	0.0	0.0	0.0	0.0	0.0	0.0	0.0	0.0	0.0	0.0	1.1	0.0	0.0	0.0	0.0	0.0	0.0	0.0
15	Christian Salem	17	0.8	0.0%	0.0	0.0	0.0	0.0	0.0	0.0				0.0	0.7	0.0	0.0	0.0	0.0	0.0	0.0	0.0				0.0	0.0	0.0
16	Daniel Turner	15	0.8	0.0%							0.4	0.0	0.0			0.0	0.0	0.0	0.0	0.0	0.0	0.0	0.0	0.0	0.0	0.3	0.0	
17	Adam Tomlinson	8	0.5	0.0%	0.0										0.5	0.0		0.0	0.0							0.0	0.0	0.0
18	Tom McDonald	22	0.3	0.0%		0.0	0.0	0.0	0.0	0.0	0.0	0.0	0.0	0.0	0.1	0.0	0.0	0.0	0.0	0.1	0.0	0.0	0.0	0.0	0.0	0.0	0.0	0.0
19	Jack Billings	16	0.1	0.0%	0.0	0.1	0.0	0.0	0.0	0.0	0.0	0.0	0.0			0.0						0.0	0.0		0.0	0.0	0.0	
20	Tom Sparrow	21	0.1	0.0%	0.0	0.0	0.0	0.0	0.0	0.0	0.0	0.0	0.0	0.0	0.0	0.0	0.0	0.0	0.0	0.0	0.0	0.0		0.0	0.0	0.0		

Port Adelaide

																													
	M	Votes	1st	0	1	2	3	4	5	6	7	8	9	10	11	12	13	14	15	16	17	18	19	20	21	22	23	24	
1	Zak Butters	23	22.0	89.6%	2.0	2.9	0.0	0.5	0.6	0.6	1.2	1.4	2.5	0.7	0.1	0.0	0.0	0.2	1.4	1.1	0.6	0.2	0.1	0.8	1.1	3.0	1.1		
2	Jason Horne-Francis	21	15.3	12.4%	0.2			1.9	0.1	0.0	0.1	0.0	1.5	1.4	1.8	0.2	0.0	0.0	1.5	0.9	0.0	0.0	0.6	1.2	2.0	1.4	0.5		
3	Ollie Wines	22	11.8	1.7%	0.1	0.5	0.0		0.3	0.0	0.3	0.0	1.7	0.0	1.1	0.0	0.0	0.0	0.0	0.6	0.0	1.4	2.4	0.6	0.0	0.2	2.5		
4	Connor Rozee	20	11.6	0.8%	2.7	0.6	0.2	2.9	0.3	0.0	0.1	0.0		0.0			0.0	0.0	0.5	2.8	0.3	1.0	0.1	0.1	0.0	0.1	0.0		
5	Willem Drew	23	5.1	0.0%	0.0	0.6	0.7	0.0	0.0	0.0	0.6	0.0	0.0	0.0	0.0	0.0	0.0	0.0	0.0	0.1	0.0	0.0	0.0	0.6	2.3	0.0	0.0	0.0	
6	Dan Houston	22	4.7	0.0%	0.0	0.1	0.0	0.0	0.7	0.0	0.4	0.0	0.0	1.5	0.0	0.0		1.2	0.0	0.0	0.0	0.1	0.0	0.0	0.5	0.0	0.0		
7	Charlie Dixon	16	2.8	0.0%	0.1	0.0	0.0	0.0	0.0		0.7	0.0	0.0	0.0		0.0						0.0	1.9	0.0	0.0	0.0	0.0		
8	Jase Burgoyne	20	2.5	0.0%		0.0	0.0	0.0	0.0	0.0	2.2	0.0		0.0	0.0	0.0		0.0	0.0		0.0	0.1	0.0	0.0	0.0	0.0	0.0	0.0	
9	Todd Marshall	18	2.0	0.0%	0.0	0.4	0.0	0.0	0.0	0.0	0.0	0.0	0.0	0.0	1.6	0.0		0.0	0.0	0.0	0.0	0.0				0.0			
10	Jordon Sweet	14	1.1	0.0%						0.0	0.0	0.0		0.0					0.0	0.0	0.0	0.0	0.0	0.0	0.0	0.0	0.1	0.9	
11	Aliir Aliir	22	0.9	0.0%	0.0	0.0	0.0	0.0	0.1	0.0	0.0		0.0	0.0	0.0	0.0		0.0	0.0	0.3	0.0	0.2	0.2	0.1	0.0	0.0	0.0	0.0	
12	Travis Boak	20	0.9	0.0%	0.0	0.0	0.0	0.0			0.0	0.0	0.0	0.0	0.1	0.0		0.0		0.0	0.0	0.1	0.4	0.2	0.0	0.1	0.0	0.0	
13	Mitch Georgiades	17	0.9	0.0%				0.0	0.1	0.0	0.0	0.0	0.0	0.0	0.0	0.0		0.0	0.0	0.0	0.4		0.0	0.1	0.3		0.0		
14	Kane Farrell	22	0.6	0.0%	0.1	0.0	0.0	0.0	0.2	0.0	0.0	0.0	0.0	0.0	0.0	0.0		0.0	0.0	0.0	0.0	0.0		0.0	0.1	0.0	0.0	0.0	
15	Ivan Soldo	8	0.5	0.0%	0.4	0.0	0.0	0.0	0.1	0.0						0.0		0.0											
16	Miles Bergman	23	0.2	0.0%	0.0	0.0	0.0	0.0	0.1	0.0	0.0	0.0	0.0	0.0	0.0	0.0		0.0	0.0	0.0	0.0	0.0	0.0	0.1	0.0	0.0	0.0	0.0	
17	Willie Rioli	17	0.2	0.0%	0.0	0.0	0.0	0.0	0.0	0.0	0.0	0.0	0.2	0.0	0.0								0.0	0.0	0.0	0.0	0.0	0.0	
18	Ryan Burton	13	0.2	0.0%	0.1	0.0	0.0	0.0	0.0		0.0	0.0	0.0	0.0	0.0	0.0											0.0	0.0	
19	Darcy Byrne-Jones	23	0.2	0.0%	0.0	0.0	0.0	0.1	0.0	0.0	0.0	0.0	0.0	0.0	0.0	0.0		0.0	0.0	0.0	0.0	0.0	0.0	0.0	0.0	0.0	0.0	0.0	
20	Logan Evans	10	0.2	0.0%															0.0	0.0	0.0	0.0	0.1	0.0	0.0	0.0	0.0	0.0	


Richmond

																													
	M	Votes	1st	0	1	2	3	4	5	6	7	8	9	10	11	12	13	14	15	16	17	18	19	20	21	22	23	24	
1	Shai Bolton	22	5.5	48.5%	0.0	0.0	0.1	1.9	2.6	0.1	0.0	0.0	0.0	0.0	0.0	0.0	0.6	0.0	0.0	0.1	0.0	0.0	0.0	0.0	0.0	0.0	0.0	0.0	0.0
2	Tim Taranto	15	5.3	45.5%	0.0	0.1	0.1	2.4	0.1								1.1	1.1	0.0	0.0	0.0		0.0	0.1	0.0	0.0	0.2		
3	Daniel Rioli	23	3.5	13.6%	0.0	0.0	0.0	0.1	0.0	0.0	0.0	0.0	0.0	0.0	0.0	0.0	0.0	0.0	0.0	0.0	0.0	0.6	0.0	0.0	1.7	0.0	1.0		
4	Toby Nankervis	21	3.2	11.5%		0.1	0.0	0.0	0.1	0.0	0.0	0.0	0.0	0.2	0.0	0.7	0.0	0.0	1.8	0.2	0.0		0.0	0.0	0.0	0.0			
5	Noah Balta	19	1.9	2.0%	0.0	1.6	0.0	0.0					0.0	0.0	0.0	0.0	0.3	0.0	0.0	0.0	0.0	0.0	0.0	0.0	0.0	0.0	0.0		
6	Liam Baker	18	1.8	3.5%	0.0	0.0	0.7	0.1	0.0	0.0	0.0			0.0	0.4	0.4	0.0	0.0	0.0	0.0	0.0	0.0	0.0	0.1		0.0			
7	Nick Vlastuin	22	1.3	1.2%	0.0	0.4	0.0	0.9	0.0	0.0	0.0	0.0	0.0	0.0	0.0	0.0	0.0	0.0	0.0	0.0	0.0		0.0	0.0	0.0	0.0	0.0		
8	Dustin Martin	13	1.0	0.3%		0.0	0.0	0.2	0.0	0.0	0.0	0.0	0.0	0.8	0.0		0.0	0.0	0.0					0.0					
9	Jayden Short	22	0.9	0.1%	0.0	0.0	0.0	0.0	0.0	0.0			0.0	0.0	0.0	0.0	0.9	0.0	0.0	0.0	0.0	0.0	0.0	0.0	0.0	0.0	0.0		
10	Dion Prestia	13	0.4	0.1%	0.0	0.0							0.0	0.0	0.0		0.0				0.1	0.0	0.0	0.2	0.0	0.0	0.1		
11	Nathan Broad	22	0.2	0.0%	0.0	0.0		0.0	0.0	0.0	0.0	0.0	0.0	0.0	0.0	0.0	0.0	0.0	0.0	0.0	0.0	0.0	0.2	0.0	0.0	0.0	0.0		
12	Jacob Hopper	12	0.1	0.0%	0.1	0.0					0.0								0.0	0.0	0.0	0.0	0.0	0.0	0.0	0.0	0.0		
13	Thomson Dow	17	0.1	0.0%	0.0	0.0	0.0	0.0	0.0	0.0	0.0	0.0	0.0	0.0	0.0	0.0	0.0	0.0				0.0	0.0		0.0				
14	Rhyan Mansell	21	0.0	0.0%		0.0	0.0	0.0	0.0	0.0	0.0	0.0	0.0		0.0	0.0	0.0	0.0	0.0	0.0	0.0	0.0	0.0	0.0	0.0	0.0	0.0		
15	Jack Ross	7	0.0	0.0%	0.0	0.0	0.0	0.0	0.0																	0.0	0.0		
16	Kamdyn McIntosh	22	0.0	0.0%	0.0	0.0	0.0	0.0	0.0	0.0	0.0		0.0	0.0	0.0	0.0	0.0	0.0	0.0	0.0	0.0	0.0	0.0	0.0	0.0	0.0	0.0		
17	Ben Miller	21	0.0	0.0%			0.0	0.0	0.0	0.0	0.0	0.0	0.0	0.0	0.0	0.0	0.0	0.0	0.0	0.0	0.0	0.0	0.0	0.0	0.0	0.0	0.0		
18	Marlion Pickett	13	0.0	0.0%	0.0	0.0	0.0	0.0	0.0	0.0	0.0	0.0	0.0	0.0	0.0	0.0											0.0		
19	Jack Graham	14	0.0	0.0%				0.0	0.0	0.0	0.0				0.0	0.0	0.0	0.0	0.0	0.0				0.0	0.0	0.0	0.0		
20	Maurice Rioli	9	0.0	0.0%	0.0	0.0		0.0	0.0	0.0	0.0	0.0															0.0		

																												
	M	Votes	1st	0	1	2	3	4	5	6	7	8	9	10	11	12	13	14	15	16	17	18	19	20	21	22	23	24
1	Rowan Marshall	23	15.4	79.6%	0.1	0.4	0.1	0.2	2.1	0.0	0.0	0.1	2.2	1.7	0.0	0.3	0.1	0.0	1.1	0.3	0.1	0.7	1.5	0.0	2.6	1.7	0.1	
2	Jack Steele	23	11.4	21.7%	0.2	1.3	0.3	2.1	1.0	0.0	0.0	0.1	0.6	0.0	0.2	0.1	0.1	0.0	0.2	0.6	0.0	1.1	1.4	0.0	0.1	2.1	0.0	
3	Jack Sinclair	22	9.5	5.9%		0.0	0.1	0.3	0.0	0.0	0.3	2.9	0.0	0.0	0.1	0.1	2.5	0.0	0.2	0.1	0.0	1.2	0.0	0.1	0.4	0.0	0.9	
4	Nasiah Wanganeen-Milera	22	5.2	0.2%	0.0	2.4	0.0	0.0	0.0	0.0	0.0	0.3	0.0	0.0	0.0	1.1	0.1		0.1	0.0	0.2	0.0	0.8	0.0	0.0	0.0	0.1	
5	Mason Wood	18	3.0	0.0%	0.0	0.0					0.0	0.0	0.0	0.0	0.0	2.8	0.0	0.0	0.0	0.0	0.0	0.0	0.0	0.0	0.0	0.0	0.0	
6	Tim Membrey	19	2.9	0.0%	0.0	0.0	0.0	0.0	0.0	0.0	0.0	0.0			0.0	0.0			0.0	0.0	2.9	0.0	0.0	0.0	0.0	0.0	0.0	
7	Callum Wilkie	23	2.8	0.0%	0.0	0.0	0.0	0.0	0.0	0.0	0.0	0.0	0.0	0.0	0.0	0.3	0.0	0.0	0.3	0.3	0.0	0.0	0.0	0.0	0.2	1.6	0.0	
8	Bradley Hill	22	2.4	0.0%	0.0	0.0	0.0	0.1	1.6	0.0	0.0	0.4	0.0	0.0	0.0	0.0	0.0	0.0	0.0	0.2		0.0	0.0	0.0	0.0	0.0	0.0	
9	Mattaes Phillipou	13	2.4	0.0%	0.0	0.0	0.0	0.0	0.0	0.0	0.0	0.0		0.0					2.3	0.0			0.0				0.0	
10	Cooper Sharman	18	2.2	0.0%	0.0	0.0	0.0	0.0	0.0	0.0	0.0		0.0	0.0					0.0	0.0	0.0	0.0	2.2	0.0	0.0	0.0	0.0	
11	Darcy Wilson	23	1.8	0.0%	0.0	0.0	0.0	0.0	0.0	0.0	0.0	1.5	0.0	0.0	0.0	0.0	0.0	0.0	0.0	0.0	0.0	0.0	0.0	0.0	0.0	0.2	0.0	
12	Josh Battle	23	1.7	0.0%	0.0	0.0	0.0	0.1	0.0	0.0	0.0	0.0	0.1	0.0	0.0	0.1	0.4	0.0	0.0	0.0	0.0	0.0	0.0	0.0	0.9	0.0	0.0	
13	Jack Higgins	20	1.2	0.0%	0.0	0.7	0.0	0.0	0.0	0.0	0.0			0.0	0.0	0.1	0.4		0.0	0.0	0.0	0.0	0.0	0.0	0.0	0.0	0.0	
14	Max King	12	0.6	0.0%	0.0	0.6		0.0	0.0		0.0	0.0	0.0	0.0	0.0	0.0	0.0	0.0	0.0									
15	Marcus Windhager	15	0.5	0.0%	0.0	0.3	0.0		0.0	0.0	0.0	0.2	0.0	0.0	0.0	0.0	0.0	0.0	0.0	0.0	0.0							
16	Sebastian Ross	13	0.4	0.0%	0.0	0.0	0.3	0.0	0.0	0.0	0.0	0.0		0.0	0.0	0.0	0.0											
17	Liam Henry	12	0.3	0.0%	0.0	0.0					0.0	0.0	0.0	0.0	0.0	0.0	0.0	0.0	0.0	0.2	0.0	0.0						
18	Paddy Dow	10	0.2	0.0%							0.0	0.0	0.2	0.0	0.0				0.0					0.0	0.0	0.0	0.0	
19	Riley Bonner	19	0.2	0.0%	0.0	0.0	0.1	0.0	0.0	0.0	0.0	0.0	0.0	0.0	0.0	0.0	0.0	0.0	0.0		0.0	0.0	0.0	0.0				
20	Anthony Caminiti	15	0.1	0.0%			0.0	0.0	0.0	0.0			0.0	0.0	0.0	0.0	0.0	0.0	0.0				0.1	0.0	0.0	0.0		

	M	Votes	1st	0	1	2	3	4	5	6	7	8	9	10	11	12	13	14	15	16	17	18	19	20	21	22	23	24		
1	Isaac Heeneey	21	23.8	62.2%	2.0	2.4	1.8	0.7	2.4	1.3	1.3	0.3	1.6	2.1	0.2	1.6	0.4	0.1	0.0	0.7	0.0	0.1	0.0	2.5	2.6					
2	Errol Gulden	23	21.1	26.4%	0.0	0.5	1.0	0.0	2.5	0.9	1.0	1.4	0.2	0.2	1.0	2.5	1.0	2.8	0.0	0.1	2.6	1.3	0.1	0.0	0.0	0.1	1.7			
3	Chad Warner	22	20.5	21.8%	0.3	1.5	0.4	0.0	0.1	0.1	1.2	2.4	1.6	2.7	3.0	1.2	0.0	0.0	0.1	0.7	2.1	0.1	0.0	0.0	2.4		0.6			
4	Brodie Grundy	23	9.2	0.0%	2.0	0.0	0.0	0.0	0.1	2.6	0.0	0.2	0.0	0.6	0.2	0.4	1.6	1.0	0.0	0.0	0.3	0.0	0.0	0.0	0.0	0.0	0.0	0.0		
5	Nick Blakey	23	7.6	0.0%	0.3	0.0	0.0	0.0	0.0	0.8	1.0	0.0	0.0	0.0	0.0	0.0	0.0	0.0	0.0	2.6	0.0	0.0	0.0	0.0	0.0	0.0	0.0	2.7		
6	Joel Amartey	22	3.0	0.0%	0.0	0.0	0.0	0.0	0.0	0.0	0.0	0.0	0.0	0.0	0.0	0.0	3.0	0.0	0.0	0.0	0.0	0.0	0.0	0.0	0.0	0.0	0.0	0.0		
7	Oliver Florent	23	2.9	0.0%	0.0	0.0	0.0	0.0	0.0	0.1	0.9	0.0	1.5	0.0	0.0	0.0	0.0	0.0	0.0	0.0	0.1	0.0	0.0	0.0	0.0	0.0	0.2	0.0		
8	Tom Papley	18	2.8	0.0%	0.0	0.0	1.8	0.0	0.0	0.0	0.0	0.0	0.0	0.0	0.0	0.2	0.0	0.0	0.0	0.0	0.7	0.0	0.0	0.0	0.0	0.0	0.0	0.0		
9	James Rowbottom	21	2.2	0.0%	0.0	0.0	0.0	0.0	0.0	0.0	0.1	0.1	0.0	0.2	0.0	0.0	0.0	1.7	0.0	0.0	0.0	0.0	0.0	0.0	0.0	0.0	0.0	0.0		
10	Will Hayward	23	1.6	0.0%	0.0	0.0	0.0	0.0	0.0	0.0	0.0	1.3	0.1	0.0	0.0	0.0	0.0	0.0	0.0	0.0	0.0	0.0	0.0	0.0	0.1	0.1	0.0	0.0		
11	Matt Roberts	20	1.2	0.0%	0.0	0.0	0.0	0.0	0.0	0.0	0.0	0.0	0.0	0.0	0.0	0.0	0.0	0.0	0.0	0.0	0.0	0.0	0.7	0.0	0.0	0.0	0.4			
12	Luke Parker	7	0.6	0.0%																	0.0	0.0	0.0	0.0	0.0	0.4	0.1			
13	Logan McDonald	23	0.3	0.0%	0.0	0.1	0.0	0.0	0.0	0.0	0.1	0.0	0.0	0.0	0.0	0.0	0.0	0.0	0.0	0.0	0.1	0.0	0.0	0.0	0.0	0.0	0.0	0.0		
14	Dane Rampe	18	0.3	0.0%	0.0	0.0	0.0	0.0				0.3	0.0	0.0	0.0	0.0	0.0	0.0	0.0	0.0	0.0	0.0	0.0	0.0	0.0	0.0	0.0	0.0		
15	Jake Lloyd	23	0.3	0.0%	0.0	0.0	0.0	0.0	0.0	0.0	0.1	0.0	0.1	0.0	0.0	0.0	0.0	0.0	0.0	0.0	0.0	0.0	0.0	0.0	0.0	0.0	0.0	0.0		
16	Justin Mclnerney	17	0.2	0.0%	0.0	0.0	0.0	0.0	0.0	0.1	0.0	0.0	0.0	0.0	0.0	0.0	0.0	0.0	0.0	0.0	0.0	0.0	0.0	0.0	0.0	0.0	0.0	0.0		
17	Callum Mills	6	0.2	0.0%																	0.0	0.0	0.0	0.0	0.0	0.1	0.0			
18	Hayden McLean	23	0.1	0.0%	0.0	0.0	0.0	0.0	0.0	0.0	0.0	0.0	0.0	0.0	0.0	0.0	0.0	0.0	0.1	0.0	0.0	0.0	0.0	0.0	0.0	0.0	0.0	0.0		
19	Taylor Adams	19	0.1	0.0%				0.0	0.0	0.0	0.0	0.0	0.0	0.0	0.0	0.0	0.0	0.0	0.0	0.0	0.0	0.0	0.0	0.0	0.0	0.0	0.0	0.0		
20	James Jordon	23	0.1	0.0%	0.0	0.0	0.0	0.0	0.0	0.0	0.0	0.0	0.0	0.0	0.0	0.0	0.0	0.0	0.0	0.0	0.0	0.0	0.0	0.0	0.0	0.0	0.0	0.0		

Western Bulldogs

																												
	M	Votes	1st	0	1	2	3	4	5	6	7	8	9	10	11	12	13	14	15	16	17	18	19	20	21	22	23	24
1	Marcus Bontempelli	23	26.7	94.2%	0.0	2.7	0.5	1.9	0.0	1.1	0.0	2.6	1.9	0.1	1.2	2.9	0.1	3.0		3.0	0.0	0.2	0.2	0.1	2.9	0.2	1.2	0.9
2	Adam Treloar	22	20.3	8.9%	0.0	0.1	2.9	0.3	0.1	0.7	0.0	0.5	2.4	2.7	0.3	1.1	0.1	0.6		0.3	0.2		2.8	2.7	1.9	0.0	0.5	0.1
3	Bailey Dale	23	6.8	0.0%	0.0	0.0	0.1	0.0	0.0	2.3	0.6	0.0	0.0	0.0	0.0	0.1	0.0	0.6		0.1	0.0	1.4	0.0	0.0	0.6	0.0	0.0	0.9
4	Ed Richards	20	6.3	0.0%	0.0	0.0		0.0	0.0	0.0	0.0	0.2	1.3	0.0			0.0		0.1	0.0	0.0	1.5	0.4	0.0	0.0	0.5	2.3	
5	Tom Liberatore	17	4.8	0.0%	0.0	0.2	0.0	2.3	0.2			0.0					0.0	0.6		0.5	0.0	0.0	0.0	0.1	0.0	0.0	0.3	0.5
6	Jamarra Ugle-Hagan	21	4.4	0.0%	0.0	0.0	0.0	0.0	0.1			0.0	0.0	0.0	0.0	0.0	0.0	0.0		0.0	0.0	2.1	0.6	1.4	0.2	0.0	0.0	0.0
7	Sam Darcy	20	3.2	0.0%		0.0	0.0	0.0	0.0	0.0	0.0	0.0	0.1	0.0	0.0					0.0	0.0	0.0	0.0	0.0	0.0	0.0	3.0	0.0
8	Aaron Naughton	19	2.6	0.0%	0.0	0.0	0.2	0.0	0.0	1.8	0.0	0.0	0.2	0.3	0.0					0.0	0.0		0.0	0.0	0.0	0.0	0.0	0.0
9	Cody Weightman	16	2.4	0.0%	0.0	2.2	0.0	0.0	0.0	0.0	0.0							0.0		0.1		0.0	0.0	0.0	0.0	0.0	0.0	0.1
10	James Harmes	8	1.7	0.0%	0.0					0.0	0.0	0.0	1.3	0.4	0.0	0.0												
11	Tim English	22	1.7	0.0%	0.0	0.2	0.6	0.0	0.0	0.0	0.1	0.2	0.0	0.0	0.0	0.0	0.0	0.1		0.1	0.1	0.0	0.1	0.0	0.1	0.0		0.1
12	Rory Lobb	15	1.4	0.0%	0.0					0.0	0.0					0.0	0.0	0.3		0.4	0.0	0.0	0.7	0.0	0.0	0.0	0.0	0.0
13	Bailey Williams	23	1.0	0.0%	0.0	0.0	0.8	0.0	0.0	0.0	0.0	0.0	0.0	0.0	0.0	0.0	0.0	0.0		0.1	0.0	0.0	0.0	0.0	0.0	0.0	0.0	0.0
14	Lachlan Bramble	23	0.9	0.0%	0.0	0.0	0.3	0.0	0.0	0.0	0.0	0.0	0.0	0.0	0.0	0.0	0.0	0.6		0.0	0.0	0.0	0.0	0.0	0.0	0.0	0.0	0.0
15	Liam Jones	20	0.4	0.0%	0.0	0.0	0.0	0.0	0.0	0.0	0.0	0.0	0.0	0.0	0.0	0.0	0.0	0.0		0.2			0.2	0.0	0.0	0.0	0.0	0.0
16	Jack Macrae	18	0.4	0.0%			0.0	0.0	0.0	0.1	0.0	0.0	0.0	0.2	0.0	0.0	0.0	0.0		0.0	0.0	0.0	0.0				0.0	0.0
17	Laitham Vandermeer	23	0.3	0.0%	0.0	0.0	0.3	0.0	0.0	0.0	0.0	0.0	0.0	0.0	0.0	0.0	0.0	0.0		0.0	0.0	0.0	0.0	0.0	0.0	0.0	0.0	0.0
18	Rhylee West	21	0.2	0.0%	0.0	0.0	0.0	0.0	0.0	0.0			0.0	0.0	0.0	0.0	0.0	0.1		0.0	0.0	0.1	0.0	0.0	0.0	0.0	0.0	
19	Joel Freijah	12	0.2	0.0%									0.0	0.0	0.0	0.0	0.0	0.0		0.0	0.0	0.0					0.2	0.0
20	Caleb Daniel	15	0.2	0.0%	0.0	0.0	0.0	0.0			0.0			0.0	0.0	0.0	0.0	0.0					0.0	0.0	0.0	0.0	0.0	0.1

Round-by-round votes

Most likely 3 vote games

		Round	Votes	CV	Player Rating					Mtrs				
					SC	Dis.	CP	Clr	Gnd	Gls	SI			
1		Jeremy Cameron	24		3.00	10	29.6	143	14	1	0	343	9	14
2		Sam Darcy	23		2.99	10	27.3	146	20	11	1	303	7	15
3		Noah Anderson	5		2.99	10	16.8	155	36	11	6	604	1	8
4		Jeremy Cameron	21		2.99	10	24.9	117	17	4	0	309	6	9
5		Nick Daicos	8		2.99	10	25.1	150	32	15	7	626	2	5
6		Zak Butters	23		2.99	10	17.3	156	42	20	10	748	1	10
7		Dylan Moore	12		2.98	10	25.4	169	27	10	3	361	5	12
8		Marcus Bontempelli	14		2.98	10	27.7	162	30	13	7	682	3	15
9		Marcus Bontempelli	16		2.98	10	22.6	157	35	20	11	647	0	6
10		Jeremy Cameron	5		2.98	10	28.0	140	21	3	0	444	6	11
11		Luke Davies-Uniacke	21		2.98	10	26.6	141	33	14	8	407	3	9
12		Lachie Neale	18		2.98	10	24.9	143	34	19	13	481	2	10
13		Caleb Serong	1		2.97	10	25.9	170	46	21	10	433	0	6
14		Nick Daicos	24		2.97	10	21.3	186	40	10	9	675	2	11
15		Joel Amartey	14		2.96	10	28.3	182	10	6	0	212	9	10
16		Nick Daicos	20		2.96	10	20.1	147	42	18	11	613	0	12
17		Chad Warner	11		2.96	10	18.7	144	25	11	4	292	4	10
18		Max Gawn	11		2.96	10	25.8	180	27	18	10	337	1	10
19		Connor Rozee	4		2.95	10	27.3	152	36	16	5	657	3	8
20		Jack Sinclair	8		2.95	10	19.7	134	33	13	8	642	2	8

		Round	Votes	CV	Player Rating					Mtrs				
					SC	Dis.	CP	Clr	Gnd	Gls	SI			
21		Lachie Neale	17		2.92	10	24.1	179	36	18	10	523	3	8
22		Ben Keays	19		2.92	10	28.6	158	22	12	5	544	5	12
23		Patrick Cripps	16		2.92	10	27.6	144	40	17	14	468	1	8
24		Tom Green	7		2.90	10	19.3	159	37	17	7	428	1	9
25		Patrick Cripps	6		2.89	10	30.3	142	39	24	13	401	0	11
26		Zak Butters	2		2.89	10	24.0	175	34	14	7	358	1	13
27		Noah Anderson	18		2.89	10	23.6	132	29	16	11	528	1	9
28		Nick Daicos	10		2.89	10	10.2	105	41	22	14	542	0	7
29		Tim Membrey	19		2.89	9	29.0	154	23	11	0	436	5	10
30		Marcus Bontempelli	12		2.88	10	27.4	186	38	16	10	519	2	8
31		Matt Rowell	0		2.88	10	19.5	137	33	26	20	463	0	9
32		Christian Petracca	4		2.88	10	24.2	140	29	15	8	487	1	10
33		Nick Daicos	9		2.87	10	17.7	147	36	17	7	476	1	9
34		Adam Treloar	3		2.87	10	19.4	124	35	12	8	480	1	10
35		Marcus Bontempelli	21		2.85	10	21.1	182	33	12	5	532	2	16
36		Harry McKay	3		2.83	10	20.1	137	19	8	2	406	5	12
37		Jeremy Cameron	17		2.82	10	16.9	101	19	5	0	485	4	13
38		Lachie Neale	10		2.82	10	22.5	162	36	9	5	584	0	11
39		Noah Anderson	10		2.82	10	30.7	149	42	11	4	697	2	15
40		Jack Viney	23		2.81	10	21.7	136	30	13	9	379	2	10

Round 0

Leaderboard

			Votes	1st
1		Matt Rowell	2.9	89%
2		Harry McKay	2.2	46%
3		Brodie Grundy	2.0	34%
4		Isaac Heeney	2.0	34%
5		Jack Viney	1.4	21%
6		Tom Green	1.1	19%
7		Wil Powell	1.1	6%
8		Callum M. Brown	1.0	17%
9		George Hewett	1.0	16%
10		Charlie Curnow	1.0	16%
11		Brent Daniels	0.9	15%
12		Nick Daicos	0.8	13%
13		Josh Kelly	0.7	11%
14		Lachie Whitfield	0.6	11%
15		Jesse Hogan	0.5	9%
16		Touk Miller	0.5	2%
17		Ben King	0.5	2%
18		Noah Anderson	0.4	1%
19		Patrick Cripps	0.4	5%
20		Josh Dunkley	0.4	5%









Remaining Votes









			Votes
1		Nick Daicos	33.6
2		Patrick Cripps	32.6
3		Lachie Neale	27.1
4		Marcus Bontempelli	26.7
5		Caleb Serong	24.6
6		Zak Butters	22.0
7		Isaac Heeney	21.9
8		Errol Gulden	21.1
9		Zach Merrett	20.9
10		Noah Anderson	20.8
11		Adam Treloar	20.3
12		Chad Warner	20.2
13		Jai Newcombe	18.6
14		Andrew Brayshaw	17.3
15		Jeremy Cameron	17.0
16		Sam Walsh	16.9
17		Max Gawn	16.7
18		Tom Green	16.0
19		Rowan Marshall	15.4
20		Jason Horne-Francis	15.3









Most Votes for Round









			Votes	CV	Player Rating	SC	Dis.	CP	Clr	Mtrs Gnd	Gls	SI
1		Matt Rowell	2.88	10	19.5	137	33	26	20	463	0	9
2		Harry McKay	2.24	10	20.7	130	13	10	2	254	3	8
3		Brodie Grundy	1.95	9	13.5	139	23	15	9	254	0	7
4		Isaac Heeney	1.95	9	29.1	144	26	18	13	619	1	12
5		Jack Viney	1.42	5	25.1	138	30	14	7	625	2	7
6		Tom Green	1.14	5	17.4	132	30	11	9	422	1	9
7		Wil Powell	1.13	8	11.9	123	28	4	0	555	0	6
8		Callum M. Brown	1.03	7	18.9	103	11	4	1	302	5	6
9		George Hewett	1.02	4	11.0	106	27	13	5	409	0	5
10		Charlie Curnow	1.01	6	16.8	75	11	5	0	312	4	6
11		Brent Daniels	0.91	4	11.9	77	22	5	1	501	4	6
12		Nick Daicos	0.77	2	22.4	131	34	16	10	663	1	6
13		Josh Kelly	0.69	1	14.9	97	32	7	2	689	1	10
14		Lachie Whitfield	0.62	4	3.6	108	33	4	1	570	0	3
15		Jesse Hogan	0.54	7	15.1	113	12	7	1	314	4	9
16		Touk Miller	0.53	3	9.3	116	28	7	2	481	0	8
17		Ben King	0.51	2	13.9	107	10	6	0	184	5	7
18		Noah Anderson	0.43	1	11.1	122	25	13	8	486	0	7
19		Patrick Cripps	0.38	0	13.8	84	23	10	2	239	1	1
20		Josh Dunkley	0.35	3	14.9	101	21	9	2	293	0	4

Round 0 matches

		Votes	CV	SC	Dis.	CP	GIs
Sydney def. Melbourne by 22							
1	 Brodie Grundy	1.95	9	139	23	15	0
2	 Isaac Heeney	1.95	9	144	26	18	1
3	 Jack Viney	1.42	5	138	30	14	2
4	 Chad Warner	0.32	2	118	26	11	1
5	 Nick Blakey	0.30	5	117	26	6	0
6	 Christian Petracca	0.02	0	108	26	13	1
7	 Clayton Oliver	0.01	0	90	30	10	0
8	 Tom Papley	0.01	0	120	20	10	1





















Carlton def. Brisbane by 1							
1	 Harry McKay	2.24	10	130	13	10	3
2	 George Hewett	1.02	4	106	27	13	0
3	 Charlie Curnow	1.01	6	75	11	5	4
4	 Patrick Cripps	0.38	0	84	23	10	1
5	 Josh Dunkley	0.35	3	101	21	9	0
6	 Lachie Neale	0.18	0	112	25	13	0
7	 Adam Cerra	0.16	0	92	25	14	0
8	 Blake Acres	0.15	1	101	22	11	0

Gold Coast def. Richmond by 39							
1	 Matt Rowell	2.88	10	137	33	26	0
2	 Wil Powell	1.13	8	123	28	4	0
3	 Touk Miller	0.53	3	116	28	7	0
4	 Ben King	0.51	2	107	10	6	5
5	 Noah Anderson	0.43	1	122	25	13	0
6	 Sam Flanders	0.22	2	124	26	9	0
7	 Brayden Fiorini	0.08	0	101	19	3	2
8	 Jacob Hopper	0.06	0	97	23	13	2





















		Votes	CV	SC	Dis.	CP	GIs
Greater Western Sydney def. Collingwood by 32							
1	 Tom Green	1.14	5	132	30	11	1
2	 Callum M. Brown	1.03	7	103	11	4	5
3	 Brent Daniels	0.91	4	77	22	5	4
4	 Nick Daicos	0.77	2	131	34	16	1
5	 Josh Kelly	0.69	1	97	32	7	1
6	 Lachie Whitfield	0.62	4	108	33	4	0
7	 Jesse Hogan	0.54	7	113	12	7	4
8	 Stephen Coniglio	0.13	0	111	28	11	0

Round 1









































Leaderboard

			Votes	1st
1		Matt Rowell	4.7	51%
2		Isaac Heeney	4.4	40%
3		Tom Green	3.7	24%
4		Caleb Serong	3.0	0%
5		Jesse Hogan	2.9	10%
6		Noah Anderson	2.8	6%
7		Harry McKay	2.8	8%
8		Archie Perkins	2.8	0%
9		Patrick Dangerfield	2.7	0%
10		Connor Rozee	2.7	0%
11		Patrick Cripps	2.7	6%
12		Nick Daicos	2.3	7%
13		Clayton Oliver	2.2	0%
14		Max Gawn	2.0	0%
15		Zak Butters	2.0	0%
16		Brodie Grundy	2.0	0%
17		Chad Warner	1.8	3%
18		Touk Miller	1.7	3%
19		Noah Balta	1.6	0%
20		Jack Viney	1.5	1%









Remaining Votes









		Votes	
1		Nick Daicos	32.1
2		Patrick Cripps	30.3
3		Lachie Neale	27.1
4		Marcus Bontempelli	26.7
5		Caleb Serong	21.6
6		Errol Gulden	20.6
7		Adam Treloar	20.3
8		Zak Butters	20.0
9		Zach Merrett	19.6
10		Isaac Heeney	19.4
11		Chad Warner	18.7
12		Jai Newcombe	18.6
13		Noah Anderson	18.4
14		Sam Walsh	16.9
15		Andrew Brayshaw	16.7
16		Jeremy Cameron	15.7
17		Rowan Marshall	15.3
18		Jordan Dawson	15.2
19		Jason Horne-Francis	15.1
20		Max Gawn	14.7









Most Votes for Round









		Votes	CV	Player Rating	SC	Dis.	CP	Clr	Mtrs Gnd	Gls	SI		
1		Caleb Serong		2.97	10	25.9	170	46	21	10	433	0	6
2		Archie Perkins		2.77	10	25.8	124	24	9	8	532	2	9
3		Patrick Dangerfield		2.72	10	23.1	134	25	12	8	579	1	9
4		Connor Rozee		2.71	10	14.0	114	27	6	6	411	2	14
5		Tom Green		2.58	10	16.9	152	37	16	6	497	1	14
6		Isaac Heeney		2.42	10	26.0	136	29	13	4	481	2	10
7		Jesse Hogan		2.40	8	24.8	165	18	11	0	339	6	13
8		Noah Anderson		2.40	8	17.7	129	35	12	8	781	1	6
9		Patrick Cripps		2.33	7	21.1	135	31	21	4	306	0	7
10		Clayton Oliver		2.18	9	12.3	105	35	10	6	589	0	8
11		Zak Butters		2.01	7	15.3	117	27	8	2	342	1	11
12		Max Gawn		2.00	7	22.5	162	26	12	8	494	0	10
13		Matt Rowell		1.82	8	21.7	155	29	20	9	528	1	7
14		Noah Balta		1.58	5	18.1	128	23	11	1	613	3	6
15		Chad Warner		1.50	5	22.9	125	27	11	7	393	3	11
16		Nick Daicos		1.49	5	17.4	135	37	15	7	422	1	7
17		Zach Merrett		1.33	2	13.4	127	31	9	6	338	0	5
18		Jeremy Cameron		1.29	7	13.7	120	21	8	1	330	2	8
19		Touk Miller		1.17	8	19.9	137	29	19	10	221	0	6
20		Luke Ryan		1.16	7	18.7	165	33	7	1	817	0	8









Round 1 matches









	Votes	CV	SC	Dis.	CP	Gls	
Carlton def. Richmond by 5							
1	 Patrick Cripps	2.33	7	135	31	21	0
2	 Noah Balta	1.58	5	128	23	11	3
3	 Mitch McGovern	0.72	8	119	26	8	0
4	 Harry McKay	0.54	3	112	13	9	3
5	 Nick Vlastuin	0.36	6	134	24	9	0
6	 Toby Nankervis	0.10	1	137	19	12	0
7	 Tom De Koning	0.08	0	118	15	5	1
8	 Nic Newman	0.06	0	107	24	7	0









	Votes	CV	SC	Dis.	CP	Gls	
Sydney def. Collingwood by 33							
1	 Isaac Heeney	2.42	10	136	29	13	2
2	 Chad Warner	1.50	5	125	27	11	3
3	 Nick Daicos	1.49	5	135	37	15	1
4	 Errol Gulden	0.48	5	109	30	4	0
5	 Logan McDonald	0.07	0	128	15	8	4
6	 James Rowbottom	0.03	5	142	16	9	1
7	 Scott Pendlebury	0.00	0	98	26	15	0
8	 Justin McInerney	0.00	0	87	21	8	1









	Votes	CV	SC	Dis.	CP	Gls	
Essendon def. Hawthorn by 24							
1	 Archie Perkins	2.77	10	124	24	9	2
2	 Zach Merrett	1.33	2	127	31	9	0
3	 Andrew McGrath	0.84	4	131	33	3	0
4	 Jake Stringer	0.33	4	80	11	1	4
5	 James Worpel	0.20	1	112	28	19	1
6	 Massimo D'Ambrosio	0.18	6	122	29	13	0
7	 Will Setterfield	0.13	0	119	24	11	0
8	 Nic Martin	0.07	0	63	25	4	0









	Votes	CV	SC	Dis.	CP	Gls	
Greater Western Sydney def. North Melbourne by 39							
1	 Tom Green	2.58	10	152	37	16	1
2	 Jesse Hogan	2.40	8	165	18	11	6
3	 Josh Kelly	0.27	2	116	24	6	2
4	 Stephen Coniglio	0.14	0	113	30	9	0
5	 Tristan Xerri	0.10	3	107	18	14	1
6	 Jake Riccardi	0.09	0	93	19	4	3
7	 Lachie Whitfield	0.08	0	118	29	6	0
11	 Sam Taylor	0.05	4	93	13	11	0

	Votes	CV	SC	Dis.	CP	Gls	
Geelong def. St Kilda by 8							
1	 Patrick Dangerfield	2.72	10	134	25	12	1
2	 Jeremy Cameron	1.29	7	120	21	8	2
3	 Max Holmes	0.94	6	112	23	5	0
4	 Oliver Dempsey	0.31	1	96	15	5	3
5	 Jack Steele	0.22	0	119	25	12	0
6	 Rowan Marshall	0.12	0	127	19	7	0
7	 Mark Blicavs	0.10	3	91	17	10	0
8	 Tom Stewart	0.05	0	105	22	6	0

	Votes	CV	SC	Dis.	CP	Gls	
Gold Coast def. Adelaide by 6							
1	 Noah Anderson	2.40	8	129	35	12	1
2	 Matt Rowell	1.82	8	155	29	20	1
3	 Touk Miller	1.17	8	137	29	19	0
4	 Sam Flanders	0.29	2	128	35	11	0
5	 Matt Crouch	0.18	2	114	33	16	0
6	 Rory Laird	0.06	0	124	30	14	0
7	 Josh Rachele	0.03	1	78	17	9	3
8	 Ben Ainsworth	0.02	0	95	22	5	2

	Votes	CV	SC	Dis.	CP	Gls	
Melbourne def. Western Bulldogs by 45							
1	 Clayton Oliver	2.18	9	105	35	10	0
2	 Max Gawn	2.00	7	162	26	12	0
3	 Christian Petracca	1.13	5	119	29	13	1
4	 Steven May	0.43	7	103	25	3	0
5	 Jack Billings	0.09	1	119	23	4	1
6	 Jack Viney	0.08	0	93	23	11	1
7	 Marcus Bontempelli	0.03	0	126	25	15	1
8	 Tom Liberatore	0.02	0	92	32	13	0

	Votes	CV	SC	Dis.	CP	Gls	
Port Adelaide def. West Coast by 50							
1	 Connor Rozee	2.71	10	114	27	6	2
2	 Zak Butters	2.01	7	117	27	8	1
3	 Ivan Soldo	0.36	3	125	14	6	2
4	 Jason Horne-Francis	0.19	0	112	20	7	2
5	 Charlie Dixon	0.15	1	110	13	7	3
6	 Kane Farrell	0.13	4	105	17	3	2
7	 Ryan Burton	0.12	4	94	22	3	0
8	 Ollie Wines	0.12	0	94	23	11	0

	Votes	CV	SC	Dis.	CP	Gls	
Fremantle def. Brisbane by 23							
1	 Caleb Serong	2.97	10	170	46	21	0
2	 Luke Ryan	1.16	7	165	33	7	0
3	 Luke Jackson	0.77	7	113	18	9	2
4	 Andrew Brayshaw	0.65	2	102	32	11	0
5	 Joe Daniher	0.12	1	105	20	3	3
6	 Josh Treacy	0.06	1	75	12	4	3
7	 Nat Fyfe	0.06	0	103	21	13	0
8	 Hayden Young	0.05	0	70	24	6	0

Round 2

Leaderboard

		Votes	1st
1		Isaac Heeneey	6.1 58%
2		Tom Green	5.5 38%
3		Caleb Serong	5.2 19%
4		Zak Butters	4.9 11%
5		Matt Rowell	4.7 12%
6		Christian Petracca	3.7 4%
7		Connor Rozee	3.3 1%
8		Luke Jackson	3.0 1%
9		Jesse Hogan	3.0 3%
10		Patrick Dangerfield	2.9 1%
11		Noah Anderson	2.9 1%
12		Harry McKay	2.8 2%
13		Archie Perkins	2.8 0%
14		Marcus Bontempelli	2.7 0%
15		Patrick Cripps	2.7 1%
16		Nasiah Wanganeen-Milera	2.4 0%
17		Max Gawn	2.4 0%
18		Zach Merrett	2.3 1%
19		Tom Stewart	2.3 0%
20		Bayley Fritsch	2.3 0%









Remaining Votes









		Votes
1		Nick Daicos 32.1
2		Patrick Cripps 30.3
3		Lachie Neale 27.1
4		Marcus Bontempelli 24.0
5		Adam Treloar 20.1
6		Errol Gulden 19.6
7		Caleb Serong 19.4
8		Jai Newcombe 18.6
9		Zach Merrett 18.6
10		Noah Anderson 18.4
11		Chad Warner 18.3
12		Isaac Heeneey 17.7
13		Zak Butters 17.1
14		Sam Walsh 16.9
15		Andrew Brayshaw 16.3
16		Jeremy Cameron 15.7
17		Jason Horne-Francis 15.1
18		Rowan Marshall 14.9
19		Jordan Dawson 14.9
20		Max Gawn 14.4









Most Votes for Round









		Votes	CV	Player Rating	SC	Dis.	CP	Clr	Mtrs Gnd	Gls	SI	
1		Zak Butters	2.89	10	24.0	175	34	14	7	358	1	13
2		Marcus Bontempelli	2.72	10	24.1	136	32	19	11	567	2	7
3		Christian Petracca	2.52	10	22.5	146	29	14	6	463	1	11
4		Nasiah Wanganeen-Milera	2.36	10	12.4	120	32	5	0	613	0	5
5		Bayley Fritsch	2.28	8	15.9	90	13	5	0	190	5	7
6		Tom Stewart	2.25	10	16.4	134	28	7	2	613	0	7
7		Caleb Serong	2.23	7	21.5	141	35	15	8	505	0	11
8		Cody Weightman	2.23	8	20.5	135	14	7	1	215	6	6
9		Luke Jackson	2.19	9	30.6	178	24	15	7	144	2	10
10		Gryan Miers	1.99	8	18.3	116	26	7	1	416	3	12
11		Tom Papley	1.81	7	18.4	155	24	11	1	419	4	13
12		Tom Green	1.81	6	21.4	137	34	21	8	767	0	5
13		Isaac Heeneey	1.78	9	22.4	128	32	14	8	482	1	13
14		Kieren Briggs	1.31	8	27.5	139	21	15	12	441	0	7
15		Jack Steele	1.29	5	15.0	120	26	10	6	332	0	3
16		Sam Taylor	1.27	10	16.6	127	17	10	0	150	0	2
17		Zach Merrett	1.00	6	21.4	132	32	13	5	418	2	10
18		Errol Gulden	0.97	6	26.2	149	24	9	6	481	2	11
19		Lachie Whitfield	0.78	4	12.3	124	36	9	1	562	0	8
20		Jack Higgins	0.69	5	19.1	111	13	11	0	175	4	8









Round 2 matches









		Votes	CV	SC	Dis.	CP	Gls
St Kilda def. Collingwood by 15							
1	 Nasiah Wanganeen-Milera	2.36	10	120	32	5	0
2	 Jack Steele	1.29	5	120	26	10	0
3	 Jack Higgins	0.69	5	111	13	11	4
4	 Max King	0.57	3	110	15	6	3
5	 Rowan Marshall	0.38	4	106	24	16	0
6	 Marcus Windhager	0.26	2	104	24	16	0
7	 Jamie Elliott	0.07	1	55	14	6	3
8	 Mitch Owens	0.06	0	108	22	10	0









		Votes	CV	SC	Dis.	CP	Gls
Geelong def. Adelaide by 19							
1	 Tom Stewart	2.25	10	134	28	7	0
2	 Gryan Miers	1.99	8	116	26	7	3
3	 Tom Hawkins	0.47	5	113	11	9	4
4	 Matt Crouch	0.38	2	128	37	12	0
5	 Jordan Dawson	0.33	3	96	26	7	0
6	 Patrick Dangerfield	0.23	1	73	23	6	0
7	 Mark Blicavs	0.20	1	93	21	13	0
8	 Rory Laird	0.06	0	120	29	18	0









		Votes	CV	SC	Dis.	CP	Gls
Fremantle def. North Melbourne by 26							
1	 Caleb Serong	2.23	7	141	35	15	0
2	 Luke Jackson	2.19	9	178	24	15	2
3	 Tom Powell	0.57	5	129	28	9	2
4	 Andrew Brayshaw	0.39	2	123	27	10	1
5	 Luke Davies-Uniacke	0.37	5	105	30	16	0
6	 Harry Sheezel	0.08	1	113	35	6	0
7	 Jordan Clark	0.05	0	119	28	5	0
8	 Tristan Xerri	0.03	1	108	19	13	0

		Votes	CV	SC	Dis.	CP	Gls
Melbourne def. Hawthorn by 55							
1	 Christian Petracca	2.52	10	146	29	14	1
2	 Bayley Fritsch	2.28	8	90	13	5	5
3	 Max Gawn	0.35	2	113	17	10	0
4	 Kysaiah Pickett	0.29	4	97	13	4	3
5	 Alex Neal-Bullen	0.21	4	109	24	4	0
6	 Clayton Oliver	0.07	0	82	23	9	0
7	 Ed Langdon	0.04	0	108	26	9	0
8	 James Sicily	0.04	0	123	27	4	0

		Votes	CV	SC	Dis.	CP	Gls
Sydney def. Essendon by 30							
1	 Tom Papley	1.81	7	155	24	11	4
2	 Isaac Heeney	1.78	9	128	32	14	1
3	 Zach Merrett	1.00	6	132	32	13	2
4	 Errol Gulden	0.97	6	149	24	9	2
5	 Chad Warner	0.41	1	102	28	9	2
6	 Will Setterfield	0.01	0	126	29	17	0
7	 Jade Gresham	0.01	0	121	23	11	3
8	 Brodie Grundy	0.01	0	99	19	10	0





















		Votes	CV	SC	Dis.	CP	Gls
Western Bulldogs def. Gold Coast by 48							
1	 Marcus Bontempelli	2.72	10	136	32	19	2
2	 Cody Weightman	2.23	8	135	14	7	6
3	 Tim English	0.18	3	138	15	8	0
4	 Tom Liberatore	0.17	3	115	20	9	1
5	 Touk Miller	0.16	1	115	30	15	0
6	 Adam Treloar	0.14	1	100	27	8	0
7	 Oskar Baker	0.10	0	88	19	5	3
8	 Sam Darcy	0.04	0	109	15	8	2

		Votes	CV	SC	Dis.	CP	Gls
Port Adelaide def. Richmond by 30							
1	 Zak Butters	2.89	10	175	34	14	1
2	 Liam Baker	0.67	5	140	23	11	3
3	 Willem Drew	0.60	4	144	27	10	1
4	 Connor Rozee	0.58	2	90	28	11	0
5	 Ollie Wines	0.46	4	99	26	14	0
6	 Todd Marshall	0.37	2	97	15	3	4
7	 Shai Bolton	0.11	0	86	22	7	2
8	 Tim Taranto	0.07	0	100	26	11	1














		Votes	CV	SC	Dis.	CP	Gls
Greater Western Sydney def. West Coast by 65							
1	 Tom Green	1.81	6	137	34	21	0
2	 Kieren Briggs	1.31	8	139	21	15	0
3	 Sam Taylor	1.27	10	127	17	10	0
4	 Lachie Whitfield	0.78	4	124	36	9	0
5	 Josh Kelly	0.55	1	78	28	9	2
6	 Stephen Coniglio	0.11	0	93	31	9	0
7	 Connor Idun	0.04	0	102	28	6	0
8	 Brent Daniels	0.03	0	79	17	2	2

Round 3









































Leaderboard

		Votes	1st
1	 Isaac Heeney	6.8	53%
2	 Caleb Serong	5.9	22%
3	 Harry McKay	5.6	18%
4	 Tom Green	5.5	22%
5	 Max Gawn	5.0	8%
6	 Zak Butters	4.9	3%
7	 Matt Rowell	4.7	4%
8	 Patrick Cripps	4.0	4%
9	 Christian Petracca	3.8	2%
10	 Connor Rozee	3.5	1%
11	 Zach Merrett	3.4	5%
12	 Nick Daicos	3.4	4%
13	 Marcus Bontempelli	3.3	0%
14	 Luke Jackson	3.0	0%
15	 Adam Treloar	3.0	0%
16	 Jesse Hogan	3.0	1%
17	 Patrick Dangerfield	2.9	0%
18	 James Worpel	2.9	0%
19	 Noah Anderson	2.9	0%
20	 Archie Perkins	2.8	0%









Remaining Votes









		Votes
1	 Nick Daicos	31.0
2	 Patrick Cripps	29.0
3	 Lachie Neale	24.6
4	 Marcus Bontempelli	23.5
5	 Errol Gulden	19.6
6	 Caleb Serong	18.7
7	 Jai Newcombe	18.6
8	 Noah Anderson	18.4
9	 Chad Warner	18.3
10	 Zach Merrett	17.5
11	 Adam Treloar	17.3
12	 Zak Butters	17.1
13	 Isaac Heeney	17.0
14	 Sam Walsh	16.9
15	 Andrew Brayshaw	16.3
16	 Jeremy Cameron	15.6
17	 Jason Horne-Francis	15.1
18	 Jordan Dawson	14.8
19	 Rowan Marshall	14.8
20	 Luke Davies-Uniacke	13.8









Most Votes for Round









		Votes	CV	Player Rating	SC	Dis.	CP	Clr	Mtrs Gnd	Gls	SI
1	 Adam Treloar 	2.87	10	19.4	124	35	12	8	480	1	10
2	 Harry McKay 	2.83	10	20.1	137	19	8	2	406	5	12
3	 James Worpel 	2.68	9	29.9	150	36	14	6	838	1	8
4	 Max Gawn 	2.67	8	26.6	177	20	14	6	377	1	8
5	 Hayden Young 	2.66	9	20.6	132	32	12	8	661	0	7
6	 Lachie Neale 	2.49	9	15.6	129	35	20	10	410	1	8
7	 Tim Taranto 	2.36	8	14.8	128	35	11	8	586	1	9
8	 Shai Bolton 	1.88	8	26.3	119	25	13	3	692	2	10
9	 Jamie Elliott 	1.74	9	18.5	120	16	4	1	209	4	8
10	 Alex Neal-Bullen 	1.74	8	24.1	134	24	12	1	381	2	7
11	 Nic Martin 	1.66	4	11.9	136	44	8	3	781	0	5
12	 Andrew McGrath 	1.66	9	19.2	110	30	8	0	604	1	4
13	 Patrick Cripps 	1.28	6	18.9	100	28	15	9	281	1	9
14	 George Hewett 	1.14	8	16.6	124	26	12	9	366	1	12
15	 Nick Daicos 	1.11	5	14.1	112	30	6	2	650	0	7
16	 Zach Merrett 	1.11	5	15.3	131	30	14	7	435	0	5
17	 Michael Walters 	1.01	4	6.6	97	21	5	0	477	2	8
18	 Nick Vlastuin 	0.87	8	20.3	167	29	7	0	577	0	7
19	 Bailey Williams 	0.76	7	11.9	116	26	4	0	530	0	9
20	 Oliver Henry 	0.71	6	14.2	92	10	6	0	211	4	8









Round 3 matches









	Votes	CV	SC	Dis.	CP	Gls
Collingwood def. Brisbane by 20						
1	 Lachie Neale	2.49	9	129	35	20 1
2	 Jamie Elliott	1.74	9	120	16	4 4
3	 Nick Daicos	1.11	5	112	30	6 0
4	 Tom Mitchell	0.39	3	121	24	14 0
5	 Hugh McCluggage	0.16	2	110	29	11 1
6	 John Noble	0.02	1	105	24	4 0
7	 Brody Mihocek	0.02	0	87	10	6 3
8	 Josh Daicos	0.01	0	89	20	7 0









	Votes	CV	SC	Dis.	CP	Gls
Carlton def. North Melbourne by 56						
1	 Harry McKay	2.83	10	137	19	8 5
2	 Patrick Cripps	1.28	6	100	28	15 1
3	 George Hewett	1.14	8	124	26	12 1
4	 Charlie Curnow	0.40	3	122	15	10 4
5	 Elijah Hollands	0.12	2	116	22	9 1
6	 Adam Cerra	0.09	1	128	22	7 1
7	 Tom Powell	0.04	0	92	29	9 1
8	 Blake Acres	0.03	0	96	20	5 1









	Votes	CV	SC	Dis.	CP	Gls
Fremantle def. Adelaide by 35						
1	 Hayden Young	2.66	9	132	32	12 0
2	 Michael Walters	1.01	4	97	21	5 2
3	 Caleb Serong	0.70	1	125	28	12 0
4	 Luke Ryan	0.50	3	130	27	6 0
5	 Jordan Clark	0.49	5	119	26	5 0
6	 Alex Pearce	0.17	7	84	13	3 0
7	 Matt Crouch	0.07	0	110	28	15 0
8	 Luke Jackson	0.07	0	98	23	10 0

	Votes	CV	SC	Dis.	CP	Gls
Essendon def. St Kilda by 4						
1	 Nic Martin	1.66	4	136	44	8 0
2	 Andrew McGrath	1.66	9	110	30	8 1
3	 Zach Merrett	1.11	5	131	30	14 0
4	 Dyson Heppell	0.38	2	139	30	6 0
5	 Sebastian Ross	0.35	4	112	28	11 1
6	 Jack Steele	0.30	3	126	29	10 0
7	 Jack Sinclair	0.09	0	89	30	6 1
8	 Rowan Marshall	0.09	0	79	20	12 0

	Votes	CV	SC	Dis.	CP	Gls
Melbourne def. Port Adelaide by 7						
1	 Max Gawn	2.67	8	177	20	14 1
2	 Alex Neal-Bullen	1.74	8	134	24	12 2
3	 Willem Drew	0.70	8	135	25	13 0
4	 Clayton Oliver	0.19	0	92	25	12 1
5	 Connor Rozee	0.18	2	102	26	10 1
6	 Jack Viney	0.13	0	94	21	10 1
7	 Christian Petracca	0.12	0	97	23	16 0
8	 Trent Rivers	0.09	1	107	27	7 0

	Votes	CV	SC	Dis.	CP	Gls
Western Bulldogs def. West Coast by 76						
1	 Adam Treloar	2.87	10	124	35	12 1
2	 Bailey Williams	0.76	7	116	26	4 0
3	 Tim English	0.56	2	124	17	9 2
4	 Marcus Bontempelli	0.51	0	110	16	11 3
5	 Laitham Vandermeer	0.27	2	122	23	8 1
6	 Lachlan Bramble	0.25	3	98	27	4 0
7	 Aaron Naughton	0.23	4	110	20	10 1
8	 Bailey Dale	0.11	0	93	25	5 0

	Votes	CV	SC	Dis.	CP	Gls
Richmond def. Sydney by 5						
1	 Tim Taranto	2.36	8	128	35	11 1
2	 Shai Bolton	1.88	8	119	25	13 2
3	 Nick Vlastuin	0.87	8	167	29	7 0
4	 Isaac Heeney	0.69	4	148	27	8 2
5	 Liam Baker	0.07	0	93	21	5 2
6	 Daniel Rioli	0.05	2	117	27	8 0
7	 Brodie Grundy	0.02	0	114	23	10 0
8	 Errol Gulden	0.01	0	73	25	8 1

	Votes	CV	SC	Dis.	CP	Gls
Geelong def. Hawthorn by 36						
1	 James Worpel	2.68	9	150	36	14 1
2	 Oliver Henry	0.71	6	92	10	6 4
3	 Mitch Duncan	0.60	5	99	26	4 1
4	 Tanner Bruhn	0.56	3	86	27	15 0
5	 Max Holmes	0.48	4	84	23	5 1
6	 Tyson Stengle	0.32	3	86	18	9 2
7	 Tom Hawkins	0.17	0	70	12	4 4
8	 Brandan Parfitt	0.09	0	90	21	10 0

Round 4

Leaderboard

		Votes	1st
1	Isaac Heeneey	9.2	76%
2	Christian Petracca	6.7	12%
3	Connor Rozee	6.4	7%
4	Max Gawn	6.2	8%
5	Caleb Serong	6.1	7%
6	Tom Green	5.6	6%
7	Harry McKay	5.6	4%
8	Zak Butters	5.4	1%
9	Marcus Bontempelli	5.2	2%
10	Matt Rowell	4.8	0%
11	Shai Bolton	4.7	0%
12	Patrick Cripps	4.2	1%
13	Errol Gulden	4.0	1%
14	Jack Steele	3.9	1%
15	Andrew Brayshaw	3.7	0%
16	Zach Merrett	3.7	2%
17	Nick Daicos	3.6	1%
18	Lachie Neale	3.5	0%
19	Adam Treloar	3.3	0%
20	Hayden Young	3.2	0%









Remaining Votes









		Votes
1	Nick Daicos	30.8
2	Patrick Cripps	28.8
3	Lachie Neale	23.7
4	Marcus Bontempelli	21.5
5	Caleb Serong	18.5
6	Chad Warner	18.2
7	Noah Anderson	18.2
8	Jai Newcombe	18.2
9	Zach Merrett	17.2
10	Errol Gulden	17.1
11	Adam Treloar	17.0
12	Sam Walsh	16.9
13	Zak Butters	16.6
14	Jeremy Cameron	14.7
15	Jordan Dawson	14.7
16	Isaac Heeneey	14.6
17	Rowan Marshall	14.6
18	Luke Davies-Uniacke	13.8
19	Andrew Brayshaw	13.6
20	Jason Horne-Francis	13.2









Most Votes for Round









		Votes	CV	Player Rating	SC	Dis.	CP	Clr	Mtrs Gnd	Gls	SI
1	Connor Rozee	2.95	10	27.3	152	36	16	5	657	3	8
2	Christian Petracca	2.88	10	24.2	140	29	15	8	487	1	10
3	Jordan De Goey	2.81	10	13.6	138	31	11	6	791	1	9
4	Joe Daniher	2.69	7	11.0	148	20	9	0	384	5	11
5	Andrew Brayshaw	2.67	8	7.4	124	38	13	4	553	0	3
6	Shai Bolton	2.65	10	26.5	133	19	10	2	354	4	8
7	Errol Gulden	2.48	9	19.8	129	25	9	6	719	2	12
8	Toby Greene	2.42	8	20.9	100	17	5	0	446	5	11
9	Isaac Heeneey	2.36	9	29.3	165	26	17	7	329	2	10
10	Tom Liberatore	2.33	9	26.3	155	35	28	19	427	1	10
11	Stephen Coniglio	2.30	8	13.6	111	27	6	5	625	2	11
12	Jack Steele	2.06	7	17.7	142	33	18	7	499	0	7
13	Marcus Bontempelli	1.91	5	24.4	141	35	14	7	638	1	8
14	Jason Horne-Francis	1.88	8	19.4	132	31	13	10	624	0	7
15	Hugh McCluggage	1.24	6	14.1	125	36	14	6	545	0	10
16	Tom Mitchell	1.21	4	5.3	119	30	18	7	171	0	5
17	Max Gawn	1.14	4	14.7	129	15	13	5	245	0	6
18	Josh Dunkley	0.91	7	11.9	122	31	13	7	347	0	10
19	Jeremy Cameron	0.88	5	11.1	101	27	5	0	652	2	12
20	Charlie Curnow	0.85	4	13.0	96	12	6	0	325	3	7









Round 4 matches









		Votes	CV	SC	Dis.	CP	Gls
Melbourne def. Adelaide by 15							
1	 Christian Petracca	2.88	10	140	29	15	1
2	 Max Gawn	1.14	4	129	15	13	0
3	 Jake Soligo	0.69	5	128	27	14	0
4	 Matt Crouch	0.21	0	97	30	11	0
5	 Steven May	0.19	3	98	19	6	0
6	 Rory Laird	0.19	0	116	24	8	1
7	 Jordan Dawson	0.11	0	99	23	6	1
8	 Judd McVee	0.10	5	119	20	7	0









		Votes	CV	SC	Dis.	CP	Gls
Brisbane def. North Melbourne by 70							
1	 Joe Daniher	2.69	7	148	20	9	5
2	 Hugh McCluggage	1.24	6	125	36	14	0
3	 Josh Dunkley	0.91	7	122	31	13	0
4	 Lachie Neale	0.85	8	125	27	14	0
5	 Dayne Zorko	0.20	2	96	28	4	1
6	 Charlie Comben	0.03	0	129	25	9	0
7	 Harry Sheeziel	0.02	0	124	35	9	0
8	 Eric Hipwood	0.02	0	107	14	11	3









		Votes	CV	SC	Dis.	CP	Gls
Port Adelaide def. Essendon by 69							
1	 Connor Rozee	2.95	10	152	36	16	3
2	 Jason Horne-Francis	1.88	8	132	31	13	0
3	 Zak Butters	0.46	2	119	26	12	0
4	 Zach Merrett	0.28	0	136	36	13	0
5	 Darcy Byrne-Jones	0.12	3	88	14	4	3
6	 Jeremy Finlayson	0.09	0	68	19	5	3
7	 Nic Martin	0.06	0	133	35	9	0
8	 Ivan Soldo	0.04	6	92	10	8	1









		Votes	CV	SC	Dis.	CP	Gls
Sydney def. West Coast by 26							
1	 Errol Gulden	2.48	9	129	25	9	2
2	 Isaac Heeney	2.36	9	165	26	17	2
3	 Elliot Yeo	0.59	6	130	28	13	0
4	 Liam Duggan	0.13	2	134	30	6	0
5	 Brodie Grundy	0.10	0	93	20	14	0
6	 Chad Warner	0.09	0	96	19	7	1
7	 Jeremy McGovern	0.05	3	113	26	8	0
8	 Nick Blakey	0.03	0	138	25	3	0

		Votes	CV	SC	Dis.	CP	Gls
Carlton def. Fremantle by 10							
1	 Andrew Brayshaw	2.67	8	124	38	13	0
2	 Charlie Curnow	0.85	4	96	12	6	3
3	 Jacob Weirtering	0.49	4	95	21	5	0
4	 Hayden Young	0.44	5	119	25	10	0
5	 Jordan Clark	0.32	4	84	30	6	0
6	 Caleb Serong	0.22	3	94	26	15	0
7	 Patrick Cripps	0.21	0	101	20	12	1
8	 Jeremy Sharp	0.15	0	126	29	5	1

		Votes	CV	SC	Dis.	CP	Gls
Geelong def. Western Bulldogs by 4							
1	 Tom Liberatore	2.33	9	155	35	28	1
2	 Marcus Bontempelli	1.91	5	141	35	14	1
3	 Jeremy Cameron	0.88	5	101	27	5	2
4	 Gryan Miers	0.47	9	105	22	9	0
5	 Adam Treloar	0.25	0	113	37	11	1
6	 Jack Bowes	0.05	0	90	23	5	2
7	 Tyson Stengle	0.04	0	100	13	7	4
8	 Rhys Stanley	0.02	0	103	13	8	0





















		Votes	CV	SC	Dis.	CP	Gls
Greater Western Sydney def. Gold Coast by 28							
1	 Toby Greene	2.42	8	100	17	5	5
2	 Stephen Coniglio	2.30	8	111	27	6	2
3	 Mac Andrew	0.23	8	101	24	9	0
4	 Noah Anderson	0.18	0	89	33	5	1
5	 Jesse Hogan	0.15	0	86	15	6	4
6	 Harry Himmelberg	0.13	2	93	26	10	0
7	 Lachie Whitfield	0.13	0	87	29	4	0
8	 Josh Kelly	0.11	0	95	27	8	0

		Votes	CV	SC	Dis.	CP	Gls
St Kilda def. Richmond by 7							
1	 Shai Bolton	2.65	10	133	19	10	4
2	 Jack Steele	2.06	7	142	33	18	0
3	 Jack Sinclair	0.32	3	124	29	12	0
4	 Dustin Martin	0.23	4	85	30	7	0
5	 Rowan Marshall	0.21	0	147	23	7	1
6	 Tim Taranto	0.14	1	92	28	18	0
7	 Toby Nankervis	0.10	0	133	21	14	0
8	 Bradley Hill	0.09	2	75	27	5	0





















		Votes	CV	SC	Dis.	CP	Gls
Collingwood def. Hawthorn by 5							
1	 Jordan De Goey	2.81	10	138	31	11	1
2	 Tom Mitchell	1.21	4	119	30	18	0
3	 Blake Hardwick	0.60	6	80	15	5	4
4	 Josh Daicos	0.42	3	102	30	8	0
5	 Jai Newcombe	0.38	2	110	26	18	1
6	 Karl Amon	0.23	3	112	28	6	0
7	 Nick Daicos	0.19	0	102	26	9	1
8	 John Noble	0.05	1	73	23	4	0

Round 5





















Leaderboard

		Votes	1st
1	 Isaac Heeneey	9.2	59%
2	 Max Gawn	7.7	25%
3	 Caleb Serong	6.9	12%
4	 Connor Rozee	6.7	8%
5	 Christian Petracca	6.7	7%
6	 Noah Anderson	6.0	2%
7	 Zak Butters	5.9	4%
8	 Tom Green	5.7	4%
9	 Harry McKay	5.6	2%
10	 Matt Rowell	5.4	1%
11	 Jeremy Cameron	5.2	1%
12	 Marcus Bontempelli	5.2	1%
13	 Zach Merrett	5.0	5%
14	 Jack Steele	4.9	3%
15	 Shai Bolton	4.7	0%
16	 Patrick Cripps	4.3	1%
17	 Errol Gulden	4.0	1%
18	 Andrew Brayshaw	3.8	0%
19	 Lachie Neale	3.7	0%
20	 Nick Daicos	3.6	1%









Remaining Votes









		Votes
1	 Nick Daicos	30.8
2	 Patrick Cripps	28.8
3	 Lachie Neale	23.6
4	 Marcus Bontempelli	21.5
5	 Chad Warner	18.2
6	 Jai Newcombe	18.2
7	 Caleb Serong	17.7
8	 Errol Gulden	17.1
9	 Adam Treloar	16.9
10	 Zak Butters	16.0
11	 Zach Merrett	16.0
12	 Noah Anderson	15.2
13	 Jordan Dawson	14.7
14	 Isaac Heeneey	14.6
15	 Sam Walsh	14.5
16	 Luke Davies-Uniacke	13.7
17	 Andrew Brayshaw	13.5
18	 Jason Horne-Francis	13.1
19	 Rowan Marshall	12.5
20	 Jeremy Cameron	11.8









Most Votes for Round









		Votes	CV	Player Rating	SC	Dis.	CP	Clr	Mtrs Gnd	Gls	SI
1	 Noah Anderson	2.99	10	16.8	155	36	11	6	604	1	8
2	 Jeremy Cameron	2.98	10	28.0	140	21	3	0	444	6	11
3	 Jake Waterman	2.65	8	19.9	176	18	10	0	314	6	11
4	 Sam Walsh	2.43	9	19.3	166	34	15	8	611	0	9
5	 Izak Rankine	2.17	9	14.9	121	23	11	2	453	3	9
6	 Rowan Marshall	2.10	8	17.3	120	28	18	16	456	0	6
7	 Elliot Yeo	2.02	10	22.4	157	27	19	15	363	2	13
8	 Sam Durham	1.95	10	16.7	101	21	12	6	270	1	6
9	 Max Gawn	1.59	3	20.6	138	23	15	8	345	1	7
10	 Bradley Hill	1.58	5	23.0	132	33	8	3	805	1	10
11	 Cam Rayner	1.51	10	16.4	137	25	14	9	412	0	7
12	 Josh Dunkley	1.29	6	13.5	122	30	11	3	371	0	4
13	 Zach Merrett	1.26	4	7.3	108	27	8	1	462	0	5
14	 Xavier Duursma	1.14	6	12.1	101	20	2	0	322	2	4
15	 Harry Sheezel	1.05	2	20.3	159	38	7	2	525	1	5
16	 Jack Steele	1.04	3	23.9	143	29	13	5	520	1	8
17	 Tim Kelly	1.02	6	19.9	129	29	12	8	553	0	8
18	 Sam Flanders	0.98	4	6.3	116	34	4	0	625	0	6
19	 Alex Pearce	0.83	10	12.9	98	20	12	0	325	0	5
20	 Hugh McCluggage	0.82	5	18.1	113	23	11	6	317	2	6









Round 5 matches









	Votes	CV	SC	Dis.	CP	Gls	
Brisbane def. Melbourne by 22							
1	 Max Gawn	1.59	3	138	23	15	1
2	 Cam Rayner	1.51	10	137	25	14	0
3	 Josh Dunkley	1.29	6	122	30	11	0
4	 Hugh McCluggage	0.82	5	113	23	11	2
5	 Charlie Cameron	0.23	0	100	17	6	3
6	 Lachie Neale	0.16	0	109	24	14	0
7	 Dayne Zorko	0.12	0	116	29	7	0
11	 Ryan Lester	0.04	4	93	17	4	0









	Votes	CV	SC	Dis.	CP	Gls	
Essendon def. Western Bulldogs by 29							
1	 Sam Durham	1.95	10	101	21	12	1
2	 Zach Merrett	1.26	4	108	27	8	0
3	 Xavier Duursma	1.14	6	101	20	2	2
4	 Kyle Langford	0.28	2	100	13	5	3
5	 Mason Redman	0.19	4	105	21	6	0
6	 Jye Caldwell	0.18	0	83	23	9	1
7	 Tom Liberatore	0.15	0	101	25	17	0
8	 Darcy Parish	0.15	0	61	22	8	0









	Votes	CV	SC	Dis.	CP	Gls	
Greater Western Sydney def. St Kilda by 1							
1	 Rowan Marshall	2.10	8	120	28	18	0
2	 Bradley Hill	1.58	5	132	33	8	1
3	 Jack Steele	1.04	3	143	29	13	1
4	 Lachie Whitfield	0.55	3	109	34	3	0
5	 Lachie Ash	0.55	8	122	26	7	0
6	 Tom Green	0.05	0	72	24	11	1
7	 Toby Greene	0.03	0	93	16	4	2
8	 Josh Kelly	0.02	0	104	21	5	1

	Votes	CV	SC	Dis.	CP	Gls	
Adelaide def. Carlton by 2							
1	 Sam Walsh	2.43	9	166	34	15	0
2	 Izak Rankine	2.17	9	121	23	11	3
3	 Taylor Walker	0.60	5	98	14	2	4
4	 Ben Keays	0.27	2	93	20	3	3
5	 Jake Soligo	0.22	3	98	27	15	0
6	 Charlie Curnow	0.10	1	109	14	6	4
7	 Patrick Cripps	0.06	0	110	22	10	1
8	 Matt Crouch	0.03	0	91	27	9	0

	Votes	CV	SC	Dis.	CP	Gls	
Gold Coast def. Hawthorn by 53							
1	 Noah Anderson	2.99	10	155	36	11	1
2	 Sam Flanders	0.98	4	116	34	4	0
3	 Touk Miller	0.67	3	133	28	12	0
4	 Matt Rowell	0.55	2	135	22	15	1
5	 Ben King	0.45	5	84	10	5	4
6	 Sam Clohesy	0.09	0	124	18	7	2
7	 Jarrod Witts	0.07	0	112	17	11	0
11	 Sam Collins	0.02	4	79	12	4	0





















	Votes	CV	SC	Dis.	CP	Gls	
Port Adelaide def. Fremantle by 3							
1	 Alex Pearce	0.83	10	98	20	12	0
2	 Josh Treacy	0.80	4	135	16	3	3
3	 Caleb Serong	0.77	2	110	29	16	0
4	 Dan Houston	0.71	5	121	27	4	0
5	 Luke Ryan	0.67	6	145	24	4	0
6	 Zak Butters	0.57	0	130	24	10	1
7	 Connor Rozee	0.30	0	125	26	10	0
8	 Ollie Wines	0.30	0	109	26	15	0

	Votes	CV	SC	Dis.	CP	Gls	
Geelong def. North Melbourne by 75							
1	 Jeremy Cameron	2.98	10	140	21	3	6
2	 Harry Sheezel	1.05	2	159	38	7	1
3	 Jack Bowes	0.69	8	104	23	12	0
4	 Max Holmes	0.47	1	87	25	7	2
5	 Brad Close	0.29	3	92	13	3	4
6	 Tom Stewart	0.12	3	108	24	9	0
7	 Gryan Miers	0.11	3	86	23	5	0
8	 Luke Davies-Uniacke	0.09	0	87	27	8	1





















	Votes	CV	SC	Dis.	CP	Gls	
West Coast def. Richmond by 39							
1	 Jake Waterman	2.65	8	176	18	10	6
2	 Elliot Yeo	2.02	10	157	27	19	2
3	 Tim Kelly	1.02	6	129	29	12	0
4	 Harley Reid	0.24	4	108	27	12	1
5	 Shai Bolton	0.06	1	129	21	7	3
6	 Liam Baker	0.00	0	97	25	9	1
7	 Liam Duggan	0.00	1	69	22	5	0
8	 Jack Petrucelle	0.00	0	99	16	5	2

Round 6





















Leaderboard

		Votes	1st
1	 Isaac Heeney	10.5	67%
2	 Max Gawn	7.7	13%
3	 Patrick Cripps	7.2	6%
4	 Zach Merrett	7.1	12%
5	 Caleb Serong	7.0	7%
6	 Connor Rozee	6.7	3%
7	 Christian Petracca	6.7	2%
8	 Zak Butters	6.5	4%
9	 Marcus Bontempelli	6.2	3%
10	 Noah Anderson	6.0	1%
11	 Nick Daicos	5.8	4%
12	 Tom Green	5.7	1%
13	 Harry McKay	5.6	1%
14	 Matt Rowell	5.4	0%
15	 Jeremy Cameron	5.2	1%
16	 Jack Steele	4.9	1%
17	 Errol Gulden	4.8	2%
18	 Jake Waterman	4.8	0%
19	 Brodie Grundy	4.7	0%
20	 Shai Bolton	4.7	0%

Remaining Votes

		Votes
1	 Nick Daicos	28.5
2	 Patrick Cripps	25.9
3	 Lachie Neale	23.5
4	 Marcus Bontempelli	20.5
5	 Chad Warner	18.2
6	 Caleb Serong	17.6
7	 Errol Gulden	16.2
8	 Adam Treloar	16.2
9	 Jai Newcombe	15.9
10	 Zak Butters	15.5
11	 Noah Anderson	15.2
12	 Zach Merrett	13.8
13	 Luke Davies-Uniacke	13.7
14	 Andrew Brayshaw	13.5
15	 Isaac Heeney	13.4
16	 Jason Horne-Francis	13.1
17	 Sam Walsh	12.8
18	 Rowan Marshall	12.5
19	 Jordan Dawson	12.2
20	 Jeremy Cameron	11.8

Most Votes for Round

		Votes	CV	Player Rating	SC	Dis.	CP	Clr	Mtrs Gnd	Gls	SI
1	 Patrick Cripps	2.89	10	30.3	142	39	24	13	401	0	11
2	 Brodie Grundy	2.64	9	22.1	158	24	15	6	150	1	4
3	 Jordan Dawson	2.56	8	23.7	168	31	14	3	734	2	6
4	 Bailey Dale	2.27	9	26.5	175	39	7	0	867	1	9
5	 Nick Daicos	2.27	8	26.9	133	30	15	8	757	0	14
6	 Jai Newcombe	2.26	9	21.6	129	32	14	9	412	0	9
7	 Jake Waterman	2.13	9	14.2	107	11	4	0	253	5	9
8	 Tyson Stengle	2.12	10	18.7	113	17	11	2	373	2	5
9	 Zach Merrett	2.12	10	20.4	109	28	15	7	481	1	6
10	 Elliot Yeo	1.86	9	16.1	112	26	11	6	507	1	9
11	 Aaron Naughton	1.81	9	24.8	124	11	6	0	304	6	7
12	 Jordan De Goey	1.79	9	15.5	105	27	15	4	354	0	7
13	 Conor Nash	1.71	7	13.1	121	32	15	10	344	0	8
14	 Sam Walsh	1.69	8	19.0	130	35	11	6	511	0	17
15	 Dylan Moore	1.69	8	19.9	116	20	7	3	211	4	8
16	 Dayne Zorko	1.43	3	8.9	130	26	8	2	641	2	3
17	 Isaac Heeney	1.26	6	10.3	98	28	8	2	492	1	6
18	 Harley Reid	1.26	5	26.1	147	19	13	7	321	3	6
19	 Marcus Bontempelli	1.07	5	22.9	125	24	13	3	399	3	6
20	 Errol Gulden	0.89	2	10.6	98	30	11	4	502	0	6

Round 6 matches

	Votes	CV	SC	Dis.	CP	Gls
Western Bulldogs def. St Kilda by 60						
1	Bailey Dale	2.27	9	175	39	7 1
2	Aaron Naughton	1.81	9	124	11	6 6
3	Marcus Bontempelli	1.07	5	125	24	13 3
4	Adam Treloar	0.71	5	151	31	13 1
5	Jack Macrae	0.06	0	123	30	10 1
6	Tim English	0.04	1	114	17	6 1
7	Jason Johannisen	0.02	0	115	31	6 0
8	Marcus Windhager	0.00	0	99	29	15 0

	Votes	CV	SC	Dis.	CP	Gls
Essendon def. Adelaide by 3						
1	Jordan Dawson	2.56	8	168	31	14 2
2	Zach Merrett	2.12	10	109	28	15 1
3	Nic Martin	0.58	4	114	28	5 1
4	Jake Soligo	0.45	4	97	31	13 1
5	Jade Gresham	0.09	3	94	26	9 1
6	Jye Caldwell	0.07	0	129	26	11 0
7	Darcy Parish	0.02	0	84	23	8 1
8	Sam Durham	0.01	0	98	22	14 0

	Votes	CV	SC	Dis.	CP	Gls
Collingwood def. Port Adelaide by 42						
1	Nick Daicos	2.27	8	133	30	15 0
2	Jordan De Goey	1.79	9	105	27	15 0
3	Patrick Lipinski	0.76	6	114	16	9 4
4	Zak Butters	0.58	1	127	31	8 1
5	Will Hoskin-Elliott	0.27	3	116	21	9 2
6	Darcy Cameron	0.11	3	110	18	11 0
7	Tom Mitchell	0.09	0	93	21	14 0
8	Jason Horne-Francis	0.04	0	86	24	13 1

	Votes	CV	SC	Dis.	CP	Gls
Carlton def. Greater Western Sydney by 19						
1	Patrick Cripps	2.89	10	142	39	24 0
2	Sam Walsh	1.69	8	130	35	11 0
3	Josh Kelly	0.72	5	132	23	10 3
4	Tom De Koning	0.35	3	122	15	8 3
5	Matthew Kennedy	0.09	1	103	27	11 1
6	George Hewett	0.05	0	110	31	13 0
7	Tom Green	0.04	0	82	30	9 0
8	Marc Pittonet	0.04	3	99	17	13 0

	Votes	CV	SC	Dis.	CP	Gls
Geelong def. Brisbane by 26						
1	Tyson Stengle	2.12	10	113	17	11 2
2	Dayne Zorko	1.43	3	130	26	8 2
3	Zach Guthrie	0.73	8	98	21	6 0
4	Max Holmes	0.43	4	98	24	7 0
5	Jarrod Berry	0.33	1	109	29	9 1
6	Brandan Parfitt	0.19	3	66	17	9 1
7	Gryan Miers	0.14	0	81	20	7 1
8	Lachie Neale	0.11	0	109	28	14 0

	Votes	CV	SC	Dis.	CP	Gls
West Coast def. Fremantle by 37						
1	Jake Waterman	2.13	9	107	11	4 5
2	Elliot Yeo	1.86	9	112	26	11 1
3	Harley Reid	1.26	5	147	19	13 3
4	Tim Kelly	0.39	1	94	24	7 0
5	Tom Barrass	0.13	5	99	15	7 0
6	Caleb Serong	0.09	0	117	27	12 0
7	Nat Fyfe	0.05	0	89	26	15 0
8	Andrew Brayshaw	0.03	0	83	27	10 0

	Votes	CV	SC	Dis.	CP	Gls
Sydney def. Gold Coast by 53						
1	Brodie Grundy	2.64	9	158	24	15 1
2	Isaac Heaney	1.26	6	98	28	8 1
3	Errol Gulden	0.89	2	98	30	11 0
4	Nick Blakey	0.77	9	112	21	4 0
5	Justin McInerney	0.13	1	91	26	8 0
6	Oliver Florent	0.09	2	100	25	8 0
7	Chad Warner	0.07	0	81	22	5 1
8	Matt Rowell	0.02	1	126	20	15 0

	Votes	CV	SC	Dis.	CP	Gls
Hawthorn def. North Melbourne by 45						
1	Jai Newcombe	2.26	9	129	32	14 0
2	Conor Nash	1.71	7	121	32	15 0
3	Dylan Moore	1.69	8	116	20	7 4
4	Harry Morrison	0.12	3	114	26	9 1
5	Tristan Xerri	0.11	1	144	18	12 0
6	Jarman Impey	0.07	2	103	22	5 0
7	Connor Macdonald	0.02	0	108	24	4 1
8	Jack Ginnivan	0.01	0	76	16	6 2

Round 7

Leaderboard

		Votes	1st
1	Isaac Heeneey	11.8	53%
2	Max Gawn	10.5	24%
3	Zach Merrett	9.7	19%
4	Caleb Serong	9.2	10%
5	Tom Green	8.6	5%
6	Patrick Cripps	8.6	5%
7	Noah Anderson	8.6	2%
8	Jeremy Cameron	8.0	2%
9	Zak Butters	7.7	4%
10	Christian Petracca	6.9	0%
11	Connor Rozee	6.8	1%
12	Matt Rowell	6.6	0%
13	Marcus Bontempelli	6.3	0%
14	Nick Daicos	6.1	1%
15	Errol Gulden	5.8	1%
16	Harry McKay	5.7	0%
17	Jordan Dawson	5.0	0%
18	Jack Steele	4.9	0%
19	Jake Waterman	4.8	0%
20	Brodie Grundy	4.7	0%

Remaining Votes

		Votes
1	Nick Daicos	28.2
2	Patrick Cripps	24.4
3	Lachie Neale	23.5
4	Marcus Bontempelli	20.4
5	Chad Warner	16.9
6	Adam Treloar	16.2
7	Jai Newcombe	15.9
8	Caleb Serong	15.4
9	Errol Gulden	15.3
10	Zak Butters	14.2
11	Luke Davies-Uniacke	13.6
12	Andrew Brayshaw	13.2
13	Jason Horne-Francis	13.0
14	Noah Anderson	12.7
15	Sam Walsh	12.5
16	Rowan Marshall	12.5
17	Isaac Heeneey	12.0
18	Zach Merrett	11.2
19	Ollie Wines	10.6
20	Hugh McCluggage	10.3

Most Votes for Round

		Votes	CV	Player Rating	SC	Dis.	CP	Clr	Mtrs Gnd	Gls	SI
1	Tom Green	2.90	10	19.3	159	37	17	7	428	1	9
2	Jeremy Cameron	2.80	10	18.4	126	17	5	2	370	5	9
3	Rory Laird	2.77	10	23.2	149	34	20	13	414	1	13
4	Max Gawn	2.71	9	25.6	162	23	16	5	289	1	5
5	Zach Merrett	2.65	10	19.8	127	30	10	6	522	0	10
6	Noah Anderson	2.55	8	27.3	151	33	19	12	508	2	9
7	Nat Fyfe	2.33	9	21.7	119	37	18	7	443	1	10
8	Jase Burgoyne	2.24	10	6.8	117	27	11	5	451	0	7
9	Caleb Serong	2.23	9	22.3	140	37	20	17	249	0	8
10	Jarrod Witts	1.98	10	17.2	155	18	12	10	399	1	7
11	Jordan Dawson	1.89	8	13.9	127	27	7	3	769	1	11
12	Jake Lever	1.64	9	14.6	121	26	11	2	330	0	4
13	Finn Callaghan	1.61	8	16.4	114	32	6	2	614	0	5
14	Patrick Cripps	1.45	4	22.8	116	29	14	8	359	2	8
15	Isaac Heeneey	1.32	7	25.2	120	21	7	4	358	3	8
16	Chad Warner	1.22	5	18.7	135	22	14	6	423	1	8
17	Zak Butters	1.22	4	2.9	82	27	8	5	504	0	8
18	Matt Rowell	1.18	6	25.6	136	22	18	9	399	2	5
19	Nick Blakey	1.02	5	10.5	98	30	5	0	481	0	4
20	Errol Gulden	0.97	5	12.8	114	25	3	0	583	1	8

Round 7 matches

		Votes	CV	SC	Dis.	CP	Gls
Melbourne def. Richmond by 43							
1	Max Gawn	2.71	9	162	23	16	1
2	Jake Lever	1.64	9	121	26	11	0
3	Daniel Turner	0.40	4	101	13	6	3
4	Trent Rivers	0.37	4	94	24	3	0
5	Christian Petracca	0.22	0	93	23	12	1
6	Ed Langdon	0.19	2	92	24	3	0
7	Kysaiah Pickett	0.14	0	73	20	10	2
8	Steven May	0.13	2	116	23	2	0

		Votes	CV	SC	Dis.	CP	Gls
Essendon drew with Collingwood							
1	Zach Merrett	2.65	10	127	30	10	0
2	Andrew McGrath	0.88	6	146	31	9	0
3	Kyle Langford	0.66	4	106	14	6	4
4	Brody Mihocek	0.58	7	62	15	9	3
5	Nick Daicos	0.30	0	128	27	7	1
6	Nic Martin	0.22	0	124	30	7	1
7	Darcy Parish	0.19	0	125	25	10	1
8	Darcy Moore	0.17	3	104	23	6	0

		Votes	CV	SC	Dis.	CP	Gls
Greater Western Sydney def. Brisbane by 54							
1	Tom Green	2.90	10	159	37	17	1
2	Finn Callaghan	1.61	8	114	32	6	0
3	Harry Himmelberg	0.56	5	116	27	3	0
4	Harry Perryman	0.35	3	75	23	5	2
5	Josh Kelly	0.20	0	130	25	7	1
6	Kieren Briggs	0.12	1	85	16	15	0
7	Lachie Whitfield	0.09	0	125	31	7	0
8	Callan Ward	0.04	0	83	22	10	0

		Votes	CV	SC	Dis.	CP	Gls
Port Adelaide def. St Kilda by 10							
1	Jase Burgoyne	2.24	10	117	27	11	0
2	Zak Butters	1.22	4	82	27	8	0
3	Charlie Dixon	0.67	4	90	10	6	4
4	Willem Drew	0.59	5	114	23	11	0
5	Dan Houston	0.39	5	107	26	7	0
6	Jack Sinclair	0.33	1	113	28	11	1
7	Ollie Wines	0.30	0	110	23	9	1
8	Connor Rozee	0.06	0	91	19	6	1

		Votes	CV	SC	Dis.	CP	Gls
Adelaide def. North Melbourne by 57							
1	Rory Laird	2.77	10	149	34	20	1
2	Jordan Dawson	1.89	8	127	27	7	1
3	Izak Rankine	0.66	3	113	17	7	4
4	Reilly O'Brien	0.11	3	77	14	4	0
5	Lachlan Sholl	0.10	0	109	29	7	1
6	Luke Davies-Uniacke	0.10	0	112	29	13	1
7	Taylor Walker	0.09	3	102	15	7	2
8	Josh Worrell	0.06	3	101	18	5	0

		Votes	CV	SC	Dis.	CP	Gls
Geelong def. Carlton by 13							
1	Jeremy Cameron	2.80	10	126	17	5	5
2	Patrick Cripps	1.45	4	116	29	14	2
3	Gryan Miers	0.90	7	125	22	7	2
4	Sam Walsh	0.25	2	104	31	12	0
5	Max Holmes	0.16	2	109	26	9	1
6	Blake Acres	0.10	0	129	28	11	2
7	Marc Pittonet	0.09	5	112	19	16	0
8	Cameron Guthrie	0.06	0	82	27	6	0

		Votes	CV	SC	Dis.	CP	Gls
Fremantle def. Western Bulldogs by 24							
1	Nat Fyfe	2.33	9	119	37	18	1
2	Caleb Serong	2.23	9	140	37	20	0
3	Bailey Dale	0.55	5	132	30	6	2
4	Andrew Brayshaw	0.32	3	103	30	10	0
5	James Aish	0.20	3	122	28	6	0
6	Bailey Banfield	0.11	0	104	22	5	3
7	Tim English	0.10	0	134	23	11	1
8	Hayden Young	0.05	0	94	24	5	1

		Votes	CV	SC	Dis.	CP	Gls
Gold Coast def. West Coast by 37							
1	Noah Anderson	2.55	8	151	33	19	2
2	Jarrod Witts	1.98	10	155	18	12	1
3	Matt Rowell	1.18	6	136	22	18	2
4	Touk Miller	0.24	2	149	27	14	0
5	Jake Rogers	0.03	2	98	22	13	1
6	Elliot Yeo	0.01	2	138	19	18	1
7	Jake Waterman	0.00	0	116	15	3	4
8	Sam Flanders	0.00	0	105	22	3	0

		Votes	CV	SC	Dis.	CP	Gls
Sydney def. Hawthorn by 76							
1	Isaac Heeney	1.32	7	120	21	7	3
2	Chad Warner	1.22	5	135	22	14	1
3	Nick Blakey	1.02	5	98	30	5	0
4	Errol Gulden	0.97	5	114	25	3	1
5	Oliver Florent	0.94	5	140	28	8	1
6	Jake Lloyd	0.14	0	97	26	4	0
7	James Rowbottom	0.08	0	89	24	8	0
8	Dylan Moore	0.07	2	136	25	8	1

Round 8

Leaderboard

		Votes	1st	
1		Zach Merrett	12.4	38%
2		Isaac Heeney	12.1	35%
3		Caleb Serong	11.4	20%
4		Max Gawn	11.1	17%
5		Nick Daicos	9.1	5%
6		Zak Butters	9.1	5%
7		Marcus Bontempelli	8.9	2%
8		Patrick Cripps	8.6	2%
9		Tom Green	8.6	1%
10		Noah Anderson	8.6	1%
11		Jeremy Cameron	8.0	0%
12		Errol Gulden	7.3	2%
13		Christian Petracca	7.0	0%
14		Connor Rozee	6.8	0%
15		Matt Rowell	6.6	0%
16		Harry McKay	6.0	0%
17		Chad Warner	6.0	0%
18		Hayden Young	5.6	0%
19		Jordan Dawson	5.2	0%
20		Sam Walsh	5.1	0%









Remaining Votes









		Votes	
1		Nick Daicos	25.3
2		Patrick Cripps	24.4
3		Lachie Neale	22.3
4		Marcus Bontempelli	17.8
5		Jai Newcombe	15.8
6		Adam Treloar	15.7
7		Chad Warner	14.6
8		Errol Gulden	13.8
9		Luke Davies-Uniacke	13.6
10		Caleb Serong	13.2
11		Jason Horne-Francis	13.0
12		Andrew Brayshaw	12.9
13		Zak Butters	12.9
14		Noah Anderson	12.7
15		Rowan Marshall	12.4
16		Sam Walsh	11.8
17		Isaac Heeney	11.7
18		Ollie Wines	10.5
19		Jesse Hogan	10.1
20		Jordan Dawson	10.1









Most Votes for Round









		Votes	CV	Player Rating	SC	Dis.	CP	Clr	Mtrs Gnd	Gls	SI	
1		Nick Daicos	2.99	10	25.1	150	32	15	7	626	2	5
2		Jack Sinclair	2.95	10	19.7	134	33	13	8	642	2	8
3		Zach Merrett	2.67	10	15.1	121	29	4	3	436	3	6
4		Dayne Zorko	2.59	10	21.4	160	40	5	3	852	0	8
5		Marcus Bontempelli	2.59	9	31.9	142	26	16	7	407	2	11
6		Jake Soligo	2.58	10	12.4	146	28	15	6	340	0	4
7		Chad Warner	2.36	10	17.7	100	28	11	7	475	1	8
8		Hayden Young	2.20	10	23.2	130	30	14	8	439	2	11
9		Caleb Serong	2.19	8	18.8	137	38	12	6	603	0	11
10		Darcy Wilson	1.52	8	21.2	126	21	11	0	328	3	6
11		Errol Gulden	1.45	6	16.2	95	29	12	5	765	1	6
12		Darcy Parish	1.45	3	14.7	148	36	8	6	499	0	6
13		Zak Butters	1.36	6	18.5	124	33	16	7	624	0	5
14		Nic Martin	1.35	7	15.3	122	32	6	2	630	0	3
15		Luke Ryan	1.33	6	16.6	197	39	7	0	628	0	7
16		Jarman Impy	1.31	9	10.5	138	27	8	1	323	0	3
17		Will Hayward	1.29	5	22.8	145	16	11	1	225	4	7
18		Josh Dunkley	1.28	7	21.8	163	27	13	6	533	1	10
19		Max Holmes	1.25	8	10.8	113	31	7	0	695	0	6
20		Lachie Neale	1.13	2	16.8	168	34	13	3	312	0	8









Round 8 matches









	Votes	CV	SC	Dis.	CP	Gls
Adelaide def. Port Adelaide by 30						
1	 Jake Soligo	2.58	10	146	28	15 0
2	 Zak Butters	1.36	6	124	33	16 0
3	 Matt Crouch	0.72	4	124	28	11 0
4	 Rory Laird	0.28	0	98	27	9 0
5	 Izak Rankine	0.28	3	93	11	5 3
6	 Jordan Dawson	0.22	0	94	24	8 0
7	 Darcy Fogarty	0.20	2	89	14	7 2
8	 Mark Keane	0.09	5	72	17	6 0









	Votes	CV	SC	Dis.	CP	Gls
Collingwood def. Carlton by 6						
1	 Nick Daicos	2.99	10	150	32	15 2
2	 Sam Walsh	0.72	4	91	33	14 0
3	 Nic Newman	0.60	4	148	32	7 0
4	 Harry McKay	0.38	4	92	13	7 4
5	 Scott Pendlebury	0.38	3	106	22	9 1
6	 Jack Crisp	0.36	4	106	23	17 0
7	 Blake Acres	0.19	0	95	32	10 0
8	 George Hewett	0.10	0	98	30	17 0









	Votes	CV	SC	Dis.	CP	Gls
Sydney def. Greater Western Sydney by 29						
1	 Chad Warner	2.36	10	100	28	11 1
2	 Errol Gulden	1.45	6	95	29	12 1
3	 Will Hayward	1.29	5	145	16	11 4
4	 Isaac Heeney	0.34	1	109	26	18 1
5	 Dane Ramepe	0.31	7	115	24	10 0
6	 Brodie Grundy	0.16	0	143	19	16 0
7	 James Rowbottom	0.05	0	115	21	13 2
8	 James Peatling	0.02	0	116	24	10 1









	Votes	CV	SC	Dis.	CP	Gls
St Kilda def. North Melbourne by 38						
1	 Jack Sinclair	2.95	10	134	33	13 2
2	 Darcy Wilson	1.52	8	126	21	11 3
3	 Bradley Hill	0.42	3	88	24	2 2
4	 Nasiah Wanganeen-Milera	0.32	3	115	29	4 0
5	 Marcus Windhager	0.20	1	111	25	10 0
6	 Tristan Xerri	0.11	0	133	19	16 0
7	 Rowan Marshall	0.07	0	107	19	9 1
19	 Aidan Corr	0.01	4	76	16	8 0

	Votes	CV	SC	Dis.	CP	Gls
Melbourne def. Geelong by 8						
1	 Max Holmes	1.25	8	113	31	7 0
2	 Clayton Oliver	0.94	0	141	31	17 0
3	 Zach Guthrie	0.85	6	119	24	7 1
4	 Jake Lever	0.77	5	118	24	7 0
5	 Max Gawn	0.60	3	111	16	12 1
6	 Steven May	0.32	3	131	25	1 0
7	 Kysaiah Pickett	0.27	4	72	14	5 2
8	 Tom Atkins	0.18	0	113	22	16 0

	Votes	CV	SC	Dis.	CP	Gls
Essendon def. West Coast by 6						
1	 Zach Merrett	2.67	10	121	29	4 3
2	 Darcy Parish	1.45	3	148	36	8 0
3	 Nic Martin	1.35	7	122	32	6 0
4	 Tim Kelly	0.35	5	128	29	14 0
5	 Sam Durham	0.08	1	93	25	12 1
6	 Jake Waterman	0.04	4	92	11	6 3
7	 Kyle Langford	0.02	0	98	12	6 3
8	 Xavier Duursma	0.02	0	111	22	7 1

	Votes	CV	SC	Dis.	CP	Gls
Fremantle def. Richmond by 54						
1	 Hayden Young	2.20	10	130	30	14 2
2	 Caleb Serong	2.19	8	137	38	12 0
3	 Luke Ryan	1.33	6	197	39	7 0
4	 Andrew Brayshaw	0.24	4	107	31	7 0
5	 Josh Treacy	0.03	1	100	10	4 4
6	 Matthew Johnson	0.00	0	108	25	7 1
7	 Jordan Clark	0.00	1	105	25	3 0
8	 Jaeger O'Meara	0.00	0	84	20	13 0

	Votes	CV	SC	Dis.	CP	Gls
Hawthorn def. Western Bulldogs by 7						
1	 Marcus Bontempelli	2.59	9	142	26	16 2
2	 Jarman Impey	1.31	9	138	27	8 0
3	 Dylan Moore	0.67	5	140	24	10 1
4	 Adam Treloar	0.49	0	107	33	15 0
5	 Tim English	0.20	0	135	18	3 2
6	 James Sicily	0.16	3	109	20	7 1
7	 Lloyd Meek	0.16	0	106	16	11 1
8	 Jai Newcombe	0.14	0	95	21	10 1

	Votes	CV	SC	Dis.	CP	Gls
Brisbane def. Gold Coast by 34						
1	 Dayne Zorko	2.59	10	160	40	5 0
2	 Josh Dunkley	1.28	7	163	27	13 1
3	 Lachie Neale	1.13	2	168	34	13 0
4	 Hugh McCluggage	0.83	4	139	32	14 0
5	 Harris Andrews	0.11	7	114	18	8 0
6	 Joe Daniher	0.02	0	86	19	8 2
7	 Jarrod Berry	0.02	0	96	23	5 1
8	 Noah Anderson	0.01	0	92	23	12 0

Round 9

Leaderboard

		Votes	1st
1	Isaac Heeney	13.7	42%
2	Zach Merrett	12.6	23%
3	Caleb Serong	12.1	17%
4	Nick Daicos	12.0	14%
5	Zak Butters	11.6	12%
6	Max Gawn	11.1	8%
7	Marcus Bontempelli	10.7	4%
8	Patrick Cripps	10.4	3%
9	Christian Petracca	9.7	1%
10	Tom Green	9.4	2%
11	Noah Anderson	8.7	0%
12	Jeremy Cameron	8.0	0%
13	Jordan Dawson	7.7	0%
14	Chad Warner	7.5	1%
15	Errol Gulden	7.5	1%
16	Adam Treloar	7.0	0%
17	Connor Rozee	6.8	0%
18	Sam Walsh	6.6	0%
19	Matt Rowell	6.6	0%
20	Harry McKay	6.0	0%

Remaining Votes

		Votes
1	Patrick Cripps	22.6
2	Nick Daicos	22.4
3	Lachie Neale	22.3
4	Marcus Bontempelli	16.0
5	Errol Gulden	13.6
6	Jai Newcombe	13.5
7	Adam Treloar	13.3
8	Chad Warner	13.0
9	Andrew Brayshaw	12.9
10	Luke Davies-Uniacke	12.6
11	Noah Anderson	12.5
12	Caleb Serong	12.4
13	Jason Horne-Francis	11.5
14	Zak Butters	10.4
15	Sam Walsh	10.3
16	Rowan Marshall	10.3
17	Jesse Hogan	10.1
18	Isaac Heeney	10.1
19	Matt Rowell	10.0
20	Harry Sheezel	9.6

Most Votes for Round

		Votes	CV	Player Rating	SC	Dis.	CP	Clr	Mtrs Gnd	Gls	SI
1	Nick Daicos	2.87	10	17.7	147	36	17	7	476	1	9
2	Christian Petracca	2.69	10	24.4	134	21	7	4	574	5	10
3	Zak Butters	2.52	9	18.7	147	34	15	7	527	1	8
4	Jordan Dawson	2.49	10	27.2	142	27	11	5	800	0	10
5	Adam Treloar	2.42	10	28.1	153	41	12	3	654	1	10
6	Jai Newcombe	2.24	9	20.0	136	31	17	8	392	0	4
7	Rowan Marshall	2.18	7	26.1	164	28	23	12	536	0	0
8	Touk Miller	2.13	8	21.9	122	29	11	3	428	1	10
9	Jack Crisp	2.00	8	16.2	134	32	12	4	580	1	8
10	Marcus Bontempelli	1.86	7	28.2	135	32	19	10	480	2	14
11	Kyle Langford	1.76	8	22.4	119	14	6	0	225	4	7
12	Patrick Cripps	1.74	5	20.1	132	35	19	7	307	1	4
13	Ollie Wines	1.66	3	24.6	157	33	15	9	238	1	11
14	Isaac Heeney	1.63	8	15.2	118	28	13	8	349	0	6
15	Chad Warner	1.56	5	14.5	99	23	11	4	386	2	4
16	Sam Walsh	1.50	6	14.6	119	34	13	5	417	1	3
17	Nic Martin	1.50	5	5.1	83	31	3	2	650	0	7
18	Jason Horne-Francis	1.50	9	16.2	128	26	12	7	349	1	6
19	Oliver Florent	1.47	8	7.3	106	28	5	2	443	1	4
20	James Harmes	1.32	6	19.9	139	27	12	4	260	4	10

Round 9 matches

		Votes	CV	SC	Dis.	CP	Gls
Carlton def. Melbourne by 1							
1	Christian Petracca	2.69	10	134	21	7	5
2	Patrick Cripps	1.74	5	132	35	19	1
3	Sam Walsh	1.50	6	119	34	13	1
4	Jacob Weiting	0.02	7	91	17	4	0
5	Max Gawn	0.02	0	111	17	8	1
6	Alex Neal-Bullen	0.01	1	116	23	13	0
7	Clayton Oliver	0.01	0	87	26	9	0
8	Jack Viney	0.00	0	117	21	10	0

		Votes	CV	SC	Dis.	CP	Gls
Port Adelaide def. Geelong by 6							
1	Zak Butters	2.52	9	147	34	15	1
2	Ollie Wines	1.66	3	157	33	15	1
3	Jason Horne-Francis	1.50	9	128	26	12	1
4	Willie Rioli	0.18	3	102	12	5	4
5	Zach Guthrie	0.05	3	104	24	7	1
6	Willem Drew	0.03	0	88	27	11	0
7	Tyson Stengle	0.02	2	74	10	3	4
8	Max Holmes	0.01	1	94	21	8	0

		Votes	CV	SC	Dis.	CP	Gls
Sydney def. Fremantle by 48							
1	Isaac Heeny	1.63	8	118	28	13	0
2	Chad Warner	1.56	5	99	23	11	2
3	Oliver Florent	1.47	8	106	28	5	1
4	Caleb Serong	0.75	6	150	34	11	0
5	Errol Gulden	0.20	0	93	25	4	0
6	Will Hayward	0.11	0	89	11	3	4
7	Jeremy Sharp	0.07	0	98	28	6	2
8	Jake Lloyd	0.06	0	132	26	8	1

		Votes	CV	SC	Dis.	CP	Gls
Hawthorn def. St Kilda by 5							
1	Jai Newcombe	2.24	9	136	31	17	0
2	Rowan Marshall	2.18	7	164	28	23	0
3	Karl Amon	0.64	7	118	31	3	0
4	Jack Steele	0.57	1	122	30	12	0
5	Lloyd Meek	0.07	0	125	12	5	1
6	Josh Battle	0.07	0	103	22	9	2
7	Jarman Impey	0.04	3	74	22	6	0
8	Riley Bonner	0.04	0	108	30	2	0

		Votes	CV	SC	Dis.	CP	Gls
Essendon def. Greater Western Sydney by 20							
1	Kyle Langford	1.76	8	119	14	6	4
2	Nic Martin	1.50	5	83	31	3	0
3	Tom Green	0.78	3	116	34	18	0
4	Mason Redman	0.78	4	134	26	6	1
5	Sam Durham	0.53	4	99	25	9	0
6	Zach Merrett	0.16	0	101	24	10	0
7	Matt Guelfi	0.15	2	94	10	7	3
8	Archie Perkins	0.04	0	78	20	7	1

		Votes	CV	SC	Dis.	CP	Gls
Western Bulldogs def. Richmond by 91							
1	Adam Treloar	2.42	10	153	41	12	1
2	Marcus Bontempelli	1.86	7	135	32	19	2
3	James Harnes	1.32	6	139	27	12	4
4	Aaron Naughton	0.21	4	127	20	7	4
5	Ed Richards	0.17	3	163	34	14	0
6	Sam Darcy	0.01	0	113	14	8	4
7	Bailey Dale	0.00	0	103	30	3	0
8	Tim English	0.00	0	87	18	5	0





















		Votes	CV	SC	Dis.	CP	Gls
Gold Coast def. North Melbourne by 68							
1	Touk Miller	2.13	8	122	29	11	1
2	Mac Andrew	1.23	8	119	22	10	0
3	Luke Davies-Uniacke	0.96	2	109	35	17	1
4	Sam Clohesy	0.73	4	105	23	5	2
5	Sam Flanders	0.31	2	108	29	8	0
6	Noah Anderson	0.13	0	70	22	11	1
7	Sam Collins	0.09	5	84	14	9	0
8	Ben Ainsworth	0.07	0	55	19	5	2

		Votes	CV	SC	Dis.	CP	Gls
Collingwood def. West Coast by 66							
1	Nick Daicos	2.87	10	147	36	17	1
2	Jack Crisp	2.00	8	134	32	12	1
3	Scott Pendlebury	0.46	3	147	28	10	0
4	Darcy Cameron	0.18	2	120	24	14	0
5	Josh Daicos	0.14	0	122	28	6	1
6	Steele Sidebottom	0.08	2	118	21	9	0
7	Finlay Macrae	0.05	0	93	17	1	3
8	Joe Richards	0.04	1	107	18	5	1





















		Votes	CV	SC	Dis.	CP	Gls
Adelaide drew with Brisbane							
1	Jordan Dawson	2.49	10	142	27	11	0
2	Izak Rankine	1.26	5	142	24	14	3
3	Hugh McCluggage	0.63	4	100	31	15	1
4	Darcy Fogarty	0.40	2	108	14	4	4
5	Callum Ah Chee	0.31	3	109	14	6	4
6	Jarrod Berry	0.21	0	118	30	15	1
7	Rory Laird	0.15	0	115	28	13	0
10	Jack Payne	0.08	6	112	16	9	0

Round 10





















Leaderboard

		Votes	1st
1	 Isaac Heeney	15.8	50%
2	 Nick Daicos	14.9	29%
3	 Caleb Serong	13.7	18%
4	 Zach Merrett	12.6	10%
5	 Zak Butters	12.3	8%
6	 Noah Anderson	11.5	1%
7	 Max Gawn	11.1	2%
8	 Marcus Bontempelli	10.8	1%
9	 Patrick Cripps	10.4	1%
10	 Chad Warner	10.2	2%
11	 Christian Petracca	9.7	0%
12	 Adam Treloar	9.7	0%
13	 Tom Green	9.5	0%
14	 Matt Rowell	8.4	0%
15	 Jeremy Cameron	8.0	0%
16	 Jordan Dawson	8.0	0%
17	 Lachie Neale	7.8	0%
18	 Errol Gulden	7.7	0%
19	 Jake Waterman	7.2	0%
20	 Rowan Marshall	6.9	0%

Remaining Votes

		Votes
1	 Patrick Cripps	22.6
2	 Nick Daicos	19.5
3	 Lachie Neale	19.4
4	 Marcus Bontempelli	15.9
5	 Jai Newcombe	13.5
6	 Errol Gulden	13.4
7	 Andrew Brayshaw	12.6
8	 Luke Davies-Uniacke	11.0
9	 Caleb Serong	10.9
10	 Adam Treloar	10.6
11	 Sam Walsh	10.3
12	 Chad Warner	10.3
13	 Jason Horne-Francis	10.1
14	 Jesse Hogan	9.8
15	 Noah Anderson	9.7
16	 Zak Butters	9.7
17	 Harry Sheezel	9.4
18	 Jeremy Cameron	9.0
19	 Ollie Wines	8.9
20	 Hugh McCluggage	8.8

Most Votes for Round

		Votes	CV	Player Rating	SC	Dis.	CP	Clr	Mtrs Gnd	Gls	SI
1	 Nick Daicos	2.89	10	10.2	105	41	22	14	542	0	7
2	 Lachie Neale	2.82	10	22.5	162	36	9	5	584	0	11
3	 Noah Anderson	2.82	10	30.7	149	42	11	4	697	2	15
4	 Chad Warner	2.72	10	31.2	172	28	10	2	561	3	14
5	 Peter Wright	2.72	10	11.7	119	15	6	1	392	4	9
6	 Adam Treloar	2.68	10	16.1	144	35	23	6	274	0	9
7	 Jake Waterman	2.33	8	19.3	142	17	7	1	220	5	8
8	 Blake Hardwick	2.29	8	29.3	180	23	13	0	526	5	9
9	 Isaac Heeney	2.08	8	14.6	121	24	10	5	342	3	12
10	 Matt Rowell	1.80	8	23.5	128	35	13	8	541	1	11
11	 Harley Reid	1.76	10	26.7	138	21	10	7	441	2	10
12	 Rowan Marshall	1.74	2	21.2	169	31	18	8	366	0	4
13	 Dayne Zorko	1.64	7	16.2	161	35	8	2	472	1	9
14	 Luke Davies-Uniacke	1.59	7	24.1	152	27	11	7	195	2	8
15	 Dan Houston	1.52	8	25.6	148	22	10	2	485	3	5
16	 Caleb Serong	1.50	9	22.9	118	30	14	9	451	0	8
17	 Tim Kelly	1.44	6	14.8	129	30	14	8	551	0	8
18	 Jason Horne-Francis	1.40	8	16.7	117	27	15	6	437	2	10
19	 Luke Jackson	1.36	6	20.5	154	25	21	10	56	0	8
20	 Ed Richards	1.31	7	17.9	118	27	12	10	673	0	8

Round 10 matches

	Votes	CV	SC	Dis.	CP	Gls
Gold Coast def. Geelong by 64						
1	Noah Anderson	2.82	10	149	42	11 2
2	Matt Rowell	1.80	8	128	35	13 1
3	Bailey Humphrey	0.57	5	111	16	10 5
4	Jack Lukosius	0.39	4	129	16	7 5
5	Touk Miller	0.18	2	97	32	12 0
6	Sam Flanders	0.13	1	127	37	9 0
7	Alex Sexton	0.05	0	118	32	5 0
8	Ned Moyle	0.01	0	104	16	17 0

	Votes	CV	SC	Dis.	CP	Gls
Sydney def. Carlton by 52						
1	Chad Warner	2.72	10	172	28	10 3
2	Isaac Heeney	2.08	8	121	24	10 3
3	Brodie Grundy	0.65	6	117	21	15 0
4	Errol Gulden	0.23	1	82	28	3 0
5	James Rowbottom	0.19	4	127	19	11 1
6	Hayden McLean	0.03	0	94	18	7 2
7	Patrick Cripps	0.02	0	83	24	14 0
8	Nic Newman	0.01	0	147	32	6 0

	Votes	CV	SC	Dis.	CP	Gls
Collingwood def. Adelaide by 4						
1	Nick Daicos	2.89	10	105	41	22 0
2	Izak Rankine	1.12	8	125	30	16 1
3	Scott Pendlebury	0.96	5	118	30	12 2
4	Jordan Dawson	0.33	3	107	29	12 0
5	Jack Crisp	0.24	3	112	25	12 1
6	Jordan De Goey	0.22	1	96	26	6 2
7	Josh Daicos	0.08	0	100	30	9 0
8	John Noble	0.07	0	111	29	4 1

	Votes	CV	SC	Dis.	CP	Gls
Western Bulldogs def. Greater Western Sydney by 27						
1	Adam Treloar	2.68	10	144	35	23 0
2	Ed Richards	1.31	7	118	27	12 0
3	James Harnes	0.40	4	85	18	6 2
4	Jesse Hogan	0.32	2	114	14	10 3
5	Aaron Naughton	0.28	3	97	20	9 1
6	Jack Macrae	0.22	4	92	23	12 0
7	Toby Greene	0.17	0	99	17	9 3
8	Harry Himmelberg	0.11	0	139	30	5 0

	Votes	CV	SC	Dis.	CP	Gls
Fremantle def. St Kilda by 17						
1	Rowan Marshall	1.74	2	169	31	18 0
2	Caleb Serong	1.50	9	118	30	14 0
3	Luke Jackson	1.36	6	154	25	21 0
4	Hayden Young	0.46	5	121	27	9 0
5	Jordan Clark	0.42	3	151	29	4 0
6	Andrew Brayshaw	0.29	3	120	26	11 0
7	Jaeger O'Meara	0.09	2	86	16	7 2
8	Luke Ryan	0.04	0	122	27	5 0

	Votes	CV	SC	Dis.	CP	Gls
Brisbane def. Richmond by 119						
1	Lachie Neale	2.82	10	162	36	9 0
2	Dayne Zorko	1.64	7	161	35	8 1
3	Kai Lohmann	0.88	6	128	14	6 5
4	Joe Daniher	0.38	3	134	20	5 3
5	Charlie Cameron	0.11	3	71	10	4 5
6	Josh Dunkley	0.08	0	115	26	10 0
7	Cam Rayner	0.06	1	97	14	11 3
8	Oscar McInerney	0.01	0	120	11	8 2





















	Votes	CV	SC	Dis.	CP	Gls
Essendon def. North Melbourne by 40						
1	Peter Wright	2.72	10	119	15	6 4
2	Luke Davies-Uniacke	1.59	7	152	27	11 2
3	Jye Caldwell	0.34	2	103	25	10 0
4	Nic Martin	0.34	1	100	27	8 0
5	Matt Guelfi	0.25	3	128	14	9 3
6	Tristan Xerri	0.22	5	96	15	11 1
7	Harry Sheezel	0.13	0	117	32	8 0
8	Andrew McGrath	0.10	2	104	23	3 0

	Votes	CV	SC	Dis.	CP	Gls
Port Adelaide def. Hawthorn by 1						
1	Blake Hardwick	2.29	8	180	23	13 5
2	Dan Houston	1.52	8	148	22	10 3
3	Jason Horne-Francis	1.40	8	117	27	15 2
4	Zak Butters	0.67	4	127	32	12 0
5	Will Day	0.10	2	142	27	13 1
6	Travis Boak	0.01	0	91	26	9 0
7	Lloyd Meek	0.00	0	112	18	12 0
8	Massimo D'Ambrosio	0.00	0	102	28	10 0





















	Votes	CV	SC	Dis.	CP	Gls
West Coast def. Melbourne by 35						
1	Jake Waterman	2.33	8	142	17	7 5
2	Harley Reid	1.76	10	138	21	10 2
3	Tim Kelly	1.44	6	129	30	14 0
4	Liam Duggan	0.24	2	109	29	3 0
5	Jack Darling	0.10	2	98	13	3 3
6	Jeremy McGovern	0.05	2	117	23	5 0
7	Clayton Oliver	0.03	0	124	26	20 0
8	Brady Hough	0.01	0	108	25	6 0

Round 11





















Leaderboard

		Votes	1st
1	 Nick Daicos	17.5	53%
2	 Isaac Heeney	16.0	30%
3	 Max Gawn	14.0	7%
4	 Caleb Serong	13.7	8%
5	 Zach Merrett	13.7	9%
6	 Chad Warner	13.2	6%
7	 Patrick Cripps	13.1	3%
8	 Zak Butters	12.4	4%
9	 Marcus Bontempelli	12.0	1%
10	 Noah Anderson	11.5	0%
11	 Jordan Dawson	10.8	0%
12	 Christian Petracca	10.1	0%
13	 Adam Treloar	10.0	0%
14	 Tom Green	9.8	0%
15	 Lachie Neale	8.7	0%
16	 Errol Gulden	8.7	0%
17	 Sam Walsh	8.5	0%
18	 Matt Rowell	8.4	0%
19	 Jeremy Cameron	8.0	0%
20	 Jake Waterman	7.2	0%









Remaining Votes









		Votes
1	 Patrick Cripps	20.0
2	 Lachie Neale	18.6
3	 Nick Daicos	16.9
4	 Marcus Bontempelli	14.7
5	 Jai Newcombe	13.3
6	 Andrew Brayshaw	12.5
7	 Errol Gulden	12.4
8	 Caleb Serong	10.8
9	 Adam Treloar	10.3
10	 Jesse Hogan	9.8
11	 Luke Davies-Uniacke	9.8
12	 Noah Anderson	9.7
13	 Zak Butters	9.6
14	 Harry Sheezel	9.4
15	 Jeremy Cameron	9.0
16	 Hugh McCluggage	8.8
17	 Rowan Marshall	8.5
18	 Sam Walsh	8.5
19	 Jason Horne-Francis	8.4
20	 Matt Rowell	8.2









Most Votes for Round









		Votes	CV	Player Rating	SC	Dis.	CP	Clr	Mtrs Gnd	Gls	SI
1	 Chad Warner	2.96	10	18.7	144	25	11	4	292	4	10
2	 Max Gawn	2.96	10	25.8	180	27	18	10	337	1	10
3	 Jordan Dawson	2.75	10	29.4	158	32	7	1	673	2	11
4	 Jordan Ridley	2.68	10	26.4	162	31	10	0	759	1	2
5	 Patrick Cripps	2.67	10	23.8	131	31	16	13	255	1	11
6	 Nick Daicos	2.64	9	12.2	130	35	19	10	582	0	8
7	 Toby Greene	2.14	9	12.7	98	24	9	4	465	2	9
8	 Jordan Clark	2.05	9	15.5	134	35	8	0	489	0	2
9	 James Worpel	1.99	10	14.3	77	28	13	9	457	0	8
10	 Sam Walsh	1.85	8	12.2	114	32	4	3	517	0	8
11	 Jason Horne-Francis	1.75	10	16.0	100	24	13	10	433	1	7
12	 Todd Marshall	1.59	7	18.8	112	13	1	1	357	5	8
13	 Lachlan Sholl	1.57	7	6.6	129	34	11	4	486	1	8
14	 Kieren Briggs	1.37	5	15.4	97	23	13	8	306	0	3
15	 Will Day	1.30	6	17.8	117	26	10	4	254	1	9
16	 Luke Davies-Uniacke	1.25	5	19.5	117	35	18	9	437	1	3
17	 Marcus Bontempelli	1.22	7	12.3	135	26	19	5	358	0	7
18	 Zach Merrett	1.11	3	13.2	119	31	9	4	611	1	7
19	 Ollie Wines	1.09	3	14.0	126	26	9	6	361	2	9
20	 Max Holmes	1.06	5	20.1	134	32	14	5	553	1	3









Round 11 matches









	Votes	CV	SC	Dis.	CP	Gls
Sydney def. Western Bulldogs by 14						
1	 Chad Warner	2.96	10	144	25	11 4
2	 Marcus Bontempelli	1.22	7	135	26	19 0
3	 Errol Gulden	0.99	6	131	25	9 1
4	 Adam Treloar	0.31	3	105	30	15 0
5	 Brodie Grundy	0.19	0	86	15	12 0
6	 Isaac Heeney	0.15	0	94	23	10 1
7	 Jamarra Ugle-Hagan	0.04	2	90	13	8 3
8	 Nick Blakey	0.03	0	120	20	4 0









	Votes	CV	SC	Dis.	CP	Gls
Fremantle drew with Collingwood						
1	 Nick Daicos	2.64	9	130	35	19 0
2	 Jordan Clark	2.05	9	134	35	8 0
3	 Luke Ryan	0.25	1	132	31	4 0
4	 Darcy Cameron	0.18	3	128	21	12 0
5	 Jeremy Sharp	0.17	2	82	26	4 1
6	 Andrew Brayshaw	0.16	0	84	31	9 1
7	 Caleb Serong	0.09	0	91	25	10 0
8	 Jack Crisp	0.08	2	94	18	10 1









	Votes	CV	SC	Dis.	CP	Gls
Port Adelaide def. North Melbourne by 59						
1	 Jason Horne-Francis	1.75	10	100	24	13 1
2	 Todd Marshall	1.59	7	112	13	1 5
3	 Luke Davies-Uniacke	1.25	5	117	35	18 1
4	 Ollie Wines	1.09	3	126	26	9 2
5	 Zak Butters	0.09	0	113	19	8 2
6	 Travis Boak	0.07	0	133	25	7 0
7	 Tristan Xerri	0.07	1	119	22	13 0
9	 Esava Ratugolea	0.02	4	90	12	8 0









	Votes	CV	SC	Dis.	CP	Gls
Carlton def. Gold Coast by 29						
1	 Patrick Cripps	2.67	10	131	31	16 1
2	 Sam Walsh	1.85	8	114	32	4 0
3	 Tom De Koning	0.82	4	131	25	15 0
4	 Charlie Curnow	0.36	4	90	13	9 4
5	 Zac Williams	0.11	2	98	15	5 4
6	 Blake Acres	0.07	0	92	26	8 1
7	 Matthew Kennedy	0.03	0	90	22	14 1
8	 Jarrod Witts	0.02	0	127	14	13 1

	Votes	CV	SC	Dis.	CP	Gls
Greater Western Sydney def. Geelong by 4						
1	 Toby Greene	2.14	9	98	24	9 2
2	 Kieren Briggs	1.37	5	97	23	13 0
3	 Max Holmes	1.06	5	134	32	14 1
4	 Jake Riccardi	0.74	3	99	11	6 4
5	 Tom Green	0.27	0	78	28	17 0
6	 Tyson Stengle	0.08	2	88	16	8 2
7	 Connor Idun	0.06	4	88	19	12 0
8	 Lachie Whitfield	0.05	0	69	27	6 0

	Votes	CV	SC	Dis.	CP	Gls
Essendon def. Richmond by 12						
1	 Jordan Ridley	2.68	10	162	31	10 1
2	 Zach Merrett	1.11	3	119	31	9 1
3	 Dustin Martin	0.78	5	86	23	8 3
4	 Nic Martin	0.31	2	97	29	5 0
5	 Jake Stringer	0.30	3	70	11	7 4
6	 Nick Hind	0.22	0	113	25	9 2
7	 Toby Nankervis	0.20	5	127	17	13 0
8	 Mason Redman	0.14	2	105	24	4 0

	Votes	CV	SC	Dis.	CP	Gls
Hawthorn def. Brisbane by 25						
1	 James Worpel	1.99	10	77	28	13 0
2	 Will Day	1.30	6	117	26	10 1
3	 Lachie Neale	0.88	4	110	29	13 0
4	 Jack Gunston	0.65	6	92	11	3 4
5	 Karl Amon	0.29	1	117	29	4 0
6	 James Sicily	0.25	1	115	26	5 0
7	 Jai Newcombe	0.20	0	96	23	11 0
8	 Oscar McInerney	0.15	2	113	16	14 0

	Votes	CV	SC	Dis.	CP	Gls
Melbourne def. St Kilda by 38						
1	 Max Gawn	2.96	10	180	27	18 1
2	 Christian Salem	0.73	5	121	32	7 0
3	 Jack Viney	0.68	4	119	18	10 2
4	 Adam Tomlinson	0.48	5	110	25	11 0
5	 Christian Petracca	0.42	1	116	24	12 2
6	 Jack Steele	0.23	0	101	33	11 1
7	 Tom McDonald	0.13	4	117	16	6 0
8	 Clayton Oliver	0.07	0	92	24	8 0

	Votes	CV	SC	Dis.	CP	Gls
Adelaide def. West Coast by 99						
1	 Jordan Dawson	2.75	10	158	32	7 2
2	 Lachlan Sholl	1.57	7	129	34	11 1
3	 Rory Laird	1.03	4	117	31	13 0
4	 Darcy Fogarty	0.28	6	117	20	9 2
5	 Chayce Jones	0.21	3	110	19	3 3
6	 Matt Crouch	0.10	0	118	30	11 0
7	 Ben Keays	0.03	0	97	20	4 2
8	 Taylor Walker	0.01	0	85	16	6 2

Round 12

Leaderboard

		Votes	1st
1	Nick Daicos	19.3	69%
2	Isaac Heeney	16.0	17%
3	Marcus Bontempelli	14.9	6%
4	Patrick Cripps	14.7	5%
5	Caleb Serong	14.6	8%
6	Zach Merrett	14.2	6%
7	Max Gawn	14.1	3%
8	Noah Anderson	13.9	1%
9	Chad Warner	13.2	2%
10	Zak Butters	12.4	2%
11	Sam Walsh	11.2	0%
12	Adam Treloar	11.1	0%
13	Jordan Dawson	10.8	0%
14	Matt Rowell	10.5	0%
15	Christian Petracca	10.2	0%
16	Tom Green	9.8	0%
17	Lachie Neale	8.7	0%
18	Errol Gulden	8.7	0%
19	Jeremy Cameron	8.0	0%
20	Hayden Young	7.2	0%









Remaining Votes









		Votes
1	Lachie Neale	18.6
2	Patrick Cripps	18.3
3	Nick Daicos	15.1
4	Jai Newcombe	12.4
5	Errol Gulden	12.4
6	Andrew Brayshaw	12.3
7	Marcus Bontempelli	11.8
8	Caleb Serong	10.0
9	Jesse Hogan	9.8
10	Luke Davies-Uniacke	9.8
11	Zak Butters	9.6
12	Harry Sheezel	9.4
13	Adam Treloar	9.2
14	Jeremy Cameron	8.9
15	Hugh McCluggage	8.8
16	Rowan Marshall	8.2
17	Jason Horne-Francis	8.2
18	Lachie Whitfield	7.9
19	Josh Dunkley	7.9
20	Isaac Heeney	7.8









Most Votes for Round









		Votes	CV	Player Rating	SC	Dis.	CP	Clr	Mtrs Gnd	Gls	SI
1	Dylan Moore	2.98	10	25.4	169	27	10	3	361	5	12
2	Marcus Bontempelli	2.88	10	27.4	186	38	16	10	519	2	8
3	Sam Walsh	2.78	9	12.8	111	34	15	8	550	0	7
4	Mason Wood	2.78	7	12.0	140	22	3	0	422	4	8
5	Noah Anderson	2.40	8	25.9	150	33	17	8	487	0	7
6	Jordan Clark	2.28	8	13.6	127	36	7	3	353	1	10
7	Matt Rowell	2.09	9	23.2	111	26	13	8	470	0	9
8	Jack Bowes	2.07	9	21.7	146	29	14	9	636	1	5
9	Nick Daicos	1.80	8	32.2	156	32	27	16	627	2	8
10	Max Holmes	1.70	9	23.8	133	29	13	5	667	1	8
11	Patrick Cripps	1.66	7	19.0	103	22	9	3	467	2	11
12	Oliver Dempsey	1.51	6	23.1	122	27	13	3	377	3	5
13	Hayden Young	1.11	5	20.3	100	26	9	4	774	1	5
14	Adam Treloar	1.10	4	27.7	127	37	21	11	687	1	9
15	Nasiah Wanganeen-Milera	1.06	8	13.1	104	24	6	0	618	0	4
16	Tom De Koning	0.89	6	21.4	140	18	12	8	361	1	8
17	Jai Newcombe	0.86	5	16.3	110	26	14	9	457	0	5
18	Caleb Serong	0.81	4	20.5	102	27	14	8	409	1	5
19	Jack Ginnivan	0.72	5	4.7	92	22	7	1	489	2	9
20	Elliot Yeo	0.71	5	8.3	94	27	14	8	489	0	6









Round 12 matches









		Votes	CV	SC	Dis.	CP	Gls
Carlton def. Port Adelaide by 36							
1	 Sam Walsh	2.78	9	111	34	15	0
2	 Patrick Cripps	1.66	7	103	22	9	2
3	 Tom De Koning	0.89	6	140	18	12	1
4	 Jason Horne-Francis	0.20	6	110	22	9	1
5	 Nic Newman	0.19	1	102	29	9	0
6	 Harry McKay	0.11	0	99	17	8	3
7	 Mitch Georgiades	0.04	0	101	15	6	4
8	 Blake Acres	0.03	0	96	20	6	1









		Votes	CV	SC	Dis.	CP	Gls
Western Bulldogs def. Collingwood by 18							
1	 Marcus Bontempelli	2.88	10	186	38	16	2
2	 Nick Daicos	1.80	8	156	32	27	2
3	 Adam Treloar	1.10	4	127	37	21	1
4	 Bailey Dale	0.13	3	132	35	5	0
5	 Darcy Cameron	0.02	2	118	16	11	0
6	 Tim English	0.02	0	131	16	6	0
7	 Sam Darcy	0.01	3	81	12	7	3
8	 Jack Crisp	0.01	0	117	24	9	1

		Votes	CV	SC	Dis.	CP	Gls
Hawthorn def. Adelaide by 27							
1	 Dylan Moore	2.98	10	169	27	10	5
2	 Jai Newcombe	0.86	5	110	26	14	0
3	 Jack Ginnivan	0.72	5	92	22	7	2
4	 Will Day	0.55	5	107	23	8	0
5	 Matt Crouch	0.28	0	102	35	12	0
6	 Rory Laird	0.12	0	93	30	8	0
7	 James Sicily	0.06	0	87	21	3	0
12	 Jack Scrimshaw	0.04	4	82	14	9	0

		Votes	CV	SC	Dis.	CP	Gls
St Kilda def. West Coast by 14							
1	 Mason Wood	2.78	7	140	22	3	4
2	 Nasiah Wanganeen-Milera	1.06	8	104	24	6	0
3	 Elliot Yeo	0.71	5	94	27	14	0
4	 Callum Wilkie	0.32	5	103	18	6	0
5	 Rowan Marshall	0.29	0	85	18	11	0
6	 Paddy Dow	0.15	1	73	22	12	0
7	 Liam Duggan	0.13	3	95	25	7	0
8	 Jack Sinclair	0.11	0	102	23	7	1





















		Votes	CV	SC	Dis.	CP	Gls
Geelong def. Richmond by 30							
1	 Jack Bowes	2.07	9	146	29	14	1
2	 Max Holmes	1.70	9	133	29	13	1
3	 Oliver Dempsey	1.51	6	122	27	13	3
4	 Liam Baker	0.42	4	104	31	15	1
5	 Mitch Duncan	0.13	1	110	27	5	1
6	 Tom Atkins	0.08	0	124	27	15	0
7	 Tanner Bruhn	0.04	0	115	26	13	1
8	 Toby Nankervis	0.04	0	117	17	7	0

		Votes	CV	SC	Dis.	CP	Gls
Fremantle def. Melbourne by 92							
1	 Jordan Clark	2.28	8	127	36	7	1
2	 Hayden Young	1.11	5	100	26	9	1
3	 Caleb Serong	0.81	4	102	27	14	1
4	 Luke Jackson	0.41	2	98	16	8	3
5	 Sam Switkowski	0.40	4	119	25	10	1
6	 Josh Treacy	0.39	5	118	18	5	3
7	 Andrew Brayshaw	0.12	0	89	25	10	0
8	 Luke Ryan	0.08	0	124	28	2	0





















		Votes	CV	SC	Dis.	CP	Gls
Gold Coast def. Essendon by 11							
1	 Noah Anderson	2.40	8	150	33	17	0
2	 Matt Rowell	2.09	9	111	26	13	0
3	 Touk Miller	0.47	1	108	28	10	1
4	 Zach Merrett	0.44	1	97	33	10	0
5	 Mac Andrew	0.10	3	99	25	4	0
6	 Sam Flanders	0.10	0	119	33	7	0
7	 Ben Long	0.08	0	87	13	5	4
8	 Sam Collins	0.06	6	82	12	10	0

Round 13





















Leaderboard

		Votes	1st
1	 Nick Daicos	19.3	56%
2	 Isaac Heeney	17.5	30%
3	 Max Gawn	15.6	8%
4	 Marcus Bontempelli	15.0	5%
5	 Patrick Cripps	14.8	4%
6	 Caleb Serong	14.6	6%
7	 Chad Warner	14.4	6%
8	 Zach Merrett	14.2	5%
9	 Noah Anderson	14.2	1%
10	 Zak Butters	12.4	1%
11	 Jordan Dawson	12.0	0%
12	 Sam Walsh	11.3	0%
13	 Lachie Neale	11.3	0%
14	 Errol Gulden	11.2	1%
15	 Adam Treloar	11.2	0%
16	 Matt Rowell	10.5	0%
17	 Christian Petracca	10.2	0%
18	 Tom Green	9.9	0%
19	 Jeremy Cameron	8.0	0%
20	 Rowan Marshall	7.3	0%









Remaining Votes









		Votes
1	 Patrick Cripps	18.2
2	 Lachie Neale	16.0
3	 Nick Daicos	15.0
4	 Jai Newcombe	12.4
5	 Andrew Brayshaw	12.3
6	 Marcus Bontempelli	11.7
7	 Caleb Serong	10.0
8	 Errol Gulden	9.9
9	 Jesse Hogan	9.8
10	 Zak Butters	9.6
11	 Luke Davies-Uniacke	9.5
12	 Adam Treloar	9.1
13	 Jeremy Cameron	8.9
14	 Harry Sheezel	8.8
15	 Hugh McCluggage	8.7
16	 Jason Horne-Francis	8.2
17	 Rowan Marshall	8.1
18	 Josh Dunkley	7.8
19	 Ollie Wines	7.8
20	 Lachie Whitfield	7.7









Most Votes for Round









		Votes	CV	Player Rating	SC	Dis.	CP	Clr	Mtrs Gnd	Gls	SI
1	 Will Day	2.64	10	13.9	137	26	12	4	331	0	6
2	 Lachie Neale	2.60	10	25.3	134	38	14	10	378	2	6
3	 Jack Sinclair	2.53	10	19.1	147	31	7	2	703	0	7
4	 Errol Gulden	2.51	8	25.1	157	37	10	5	733	1	15
5	 Jy Simpkin	2.50	10	18.0	129	28	12	5	491	2	3
6	 Tom De Koning	2.44	10	27.2	146	24	17	11	471	0	4
7	 Eric Hipwood	2.40	6	19.5	140	20	7	0	484	6	9
8	 Nick Larkey	2.08	7	20.6	131	15	4	0	281	5	7
9	 Josh Daicos	2.03	7	13.1	98	34	12	6	471	0	4
10	 Jack Crisp	1.88	10	20.3	104	27	11	6	576	0	4
11	 Elijah Hollands	1.60	7	21.1	115	19	7	4	315	3	8
12	 Isaac Heeney	1.56	9	23.1	116	26	12	5	375	2	10
13	 Max Gawn	1.44	4	14.4	132	25	14	6	355	0	5
14	 Chad Warner	1.23	7	11.3	98	26	6	4	653	2	9
15	 Sam Flanders	1.22	1	12.5	152	42	9	1	516	0	3
16	 Jordan Dawson	1.19	3	8.8	117	32	8	4	504	0	9
17	 Tim Taranto	1.14	4	17.1	105	26	14	6	423	0	5
18	 Xavier O'Halloran	0.92	5	21.8	108	15	7	3	320	4	7
19	 Nic Martin	0.88	5	2.2	92	26	5	1	427	2	7
20	 Jayden Short	0.86	5	6.7	103	31	4	0	704	0	6









Round 13 matches









	Votes	CV	SC	Dis.	CP	Gls	
Richmond def. Adelaide by 8							
1	 Jordan Dawson	1.19	3	117	32	8	0
2	 Tim Taranto	1.14	4	105	26	14	0
3	 Jayden Short	0.86	5	103	31	4	0
4	 Toby Nankervis	0.71	4	144	13	10	0
5	 Shai Bolton	0.63	5	84	20	11	0
6	 Liam Baker	0.44	1	103	24	9	1
7	 Noah Balta	0.29	5	92	20	4	0
8	 Luke Nankervis	0.24	3	117	28	10	0









	Votes	CV	SC	Dis.	CP	Gls	
Brisbane def. Western Bulldogs by 43							
1	 Lachie Neale	2.60	10	134	38	14	2
2	 Eric Hipwood	2.40	6	140	20	7	6
3	 Jarrod Berry	0.17	3	92	23	6	1
4	 Hugh McCluggage	0.15	3	88	24	10	0
5	 Dayne Zorko	0.10	4	95	23	3	0
6	 Marcus Bontempelli	0.09	0	99	19	10	3
7	 Oscar McInerney	0.08	1	131	18	16	0
8	 Josh Dunkley	0.08	0	104	24	12	1









	Votes	CV	SC	Dis.	CP	Gls	
Hawthorn def. Greater Western Sydney by 6							
1	 Will Day	2.64	10	137	26	12	0
2	 Xavier O'Halloran	0.92	5	108	15	7	4
3	 James Sicily	0.40	3	98	22	6	0
4	 Josh Weddle	0.39	6	115	17	5	1
5	 Finn Callaghan	0.34	3	101	28	18	0
6	 Kieren Briggs	0.29	0	124	21	12	0
7	 Lachie Whitfield	0.25	0	108	30	4	0
8	 Massimo D'Ambrosio	0.13	2	92	23	9	0

	Votes	CV	SC	Dis.	CP	Gls	
North Melbourne def. West Coast by 9							
1	 Jy Simpkin	2.50	10	129	28	12	2
2	 Nick Larkey	2.08	7	131	15	4	5
3	 Harry Sheezel	0.61	4	129	30	12	1
4	 Luke Davies-Uniacke	0.26	4	114	26	10	0
5	 Elliot Yeo	0.20	4	127	23	16	1
6	 Tristan Xerri	0.13	0	131	19	14	0
7	 Zac Fisher	0.11	0	120	36	7	0
8	 George Wardlaw	0.04	0	114	21	15	0

	Votes	CV	SC	Dis.	CP	Gls	
St Kilda def. Gold Coast by 3							
1	 Jack Sinclair	2.53	10	147	31	7	0
2	 Sam Flanders	1.22	1	152	42	9	0
3	 Bodhi Uwland	0.49	6	157	23	4	0
4	 Josh Battle	0.42	7	93	18	4	0
5	 Sam Collins	0.30	5	126	18	5	0
6	 Noah Anderson	0.22	0	105	29	10	0
7	 Joel Jeffrey	0.15	0	121	29	4	0
8	 Rowan Marshall	0.12	0	117	19	13	0

	Votes	CV	SC	Dis.	CP	Gls	
Sydney def. Geelong by 30							
1	 Errol Gulden	2.51	8	157	37	10	1
2	 Isaac Heeney	1.56	9	116	26	12	2
3	 Chad Warner	1.23	7	98	26	6	2
4	 Brodie Grundy	0.41	2	153	24	21	0
5	 Tom Papley	0.24	3	116	15	5	4
6	 Justin McInerney	0.02	0	107	24	11	1
7	 Jeremy Cameron	0.01	1	96	21	6	2
8	 Taylor Adams	0.01	0	72	23	9	0

	Votes	CV	SC	Dis.	CP	Gls	
Carlton def. Essendon by 26							
1	 Tom De Koning	2.44	10	146	24	17	0
2	 Elijah Hollands	1.60	7	115	19	7	3
3	 Nic Martin	0.88	5	92	26	5	2
4	 George Hewett	0.56	3	118	23	9	1
5	 Sam Walsh	0.09	0	87	22	13	0
6	 Patrick Cripps	0.09	0	75	19	14	0
7	 Sam Durham	0.06	2	90	21	5	1
8	 Todd Goldstein	0.04	0	108	19	11	0

	Votes	CV	SC	Dis.	CP	Gls	
Collingwood def. Melbourne by 38							
1	 Josh Daicos	2.03	7	98	34	12	0
2	 Jack Crisp	1.88	10	104	27	11	0
3	 Max Gawn	1.44	4	132	25	14	0
4	 Jeremy Howe	0.34	7	117	24	2	0
5	 Patrick Lipinski	0.08	0	110	24	10	1
6	 Brayden Maynard	0.05	1	115	21	4	0
7	 Harvey Harrison	0.04	0	74	13	4	3
8	 Steele Sidebottom	0.03	0	102	22	8	0

Round 14

Leaderboard

		Votes	1st
1	Nick Daicos	21.4	72%
2	Marcus Bontempelli	18.0	13%
3	Isaac Heeney	17.9	19%
4	Max Gawn	15.6	3%
5	Patrick Cripps	14.8	1%
6	Caleb Serong	14.6	3%
7	Chad Warner	14.4	2%
8	Zach Merrett	14.2	2%
9	Noah Anderson	14.2	0%
10	Zak Butters	12.4	0%
11	Errol Gulden	12.2	1%
12	Jordan Dawson	12.0	0%
13	Adam Treloar	11.8	0%
14	Sam Walsh	11.3	0%
15	Lachie Neale	11.3	0%
16	Matt Rowell	10.5	0%
17	Tom Green	10.3	0%
18	Christian Petracca	10.2	0%
19	Jai Newcombe	8.1	0%
20	Jeremy Cameron	8.0	0%

Remaining Votes

		Votes
1	Patrick Cripps	18.2
2	Lachie Neale	15.9
3	Nick Daicos	12.9
4	Andrew Brayshaw	12.3
5	Jai Newcombe	10.5
6	Caleb Serong	10.0
7	Jesse Hogan	9.7
8	Zak Butters	9.6
9	Jeremy Cameron	8.9
10	Errol Gulden	8.8
11	Harry Sheezel	8.8
12	Marcus Bontempelli	8.7
13	Adam Treloar	8.5
14	Jason Horne-Francis	8.1
15	Rowan Marshall	8.1
16	Ollie Wines	7.8
17	Luke Davies-Uniacke	7.8
18	Josh Dunkley	7.7
19	Lachie Whitfield	7.3
20	Noah Anderson	7.1

Most Votes for Round

		Votes	CV	Player Rating	SC	Dis.	CP	Clr	Mtrs Gnd	Gls	SI
1	Marcus Bontempelli	2.98	10	27.7	162	30	13	7	682	3	15
2	Joel Amartey	2.96	10	28.3	182	10	6	0	212	9	10
3	Joe Daniher	2.75	9	23.0	130	20	8	1	375	5	9
4	James Sicily	2.63	10	16.4	147	33	6	1	881	0	3
5	Nick Daicos	2.09	7	26.7	129	29	18	6	490	2	10
6	Jai Newcombe	1.89	8	19.7	122	26	12	4	354	1	11
7	Josh Kelly	1.87	8	15.0	107	27	8	1	640	1	9
8	Hugh McCluggage	1.78	7	23.1	161	26	8	3	535	2	12
9	Luke Davies-Uniacke	1.77	8	11.7	147	31	16	7	391	0	10
10	Brodie Grundy	1.57	8	17.8	154	31	24	9	180	0	8
11	Dan Houston	1.25	5	22.2	174	35	7	3	792	0	6
12	Tim Taranto	1.12	3	14.9	139	33	15	8	285	1	7
13	Errol Gulden	1.03	5	17.8	106	35	13	10	768	0	10
14	Toby Bedford	1.00	10	10.7	88	16	5	3	282	1	5
15	Bobby Hill	0.90	8	14.6	105	10	3	0	271	5	8
16	George Wardlaw	0.83	5	19.8	122	30	10	6	470	1	10
17	Dayne Zorko	0.72	5	20.1	141	30	10	0	755	0	9
18	Bailey Dale	0.62	7	23.2	136	30	10	2	561	0	12
19	Adam Treloar	0.62	5	20.0	125	27	7	5	456	1	14
20	Lachlan Bramble	0.58	3	15.1	133	30	4	0	663	1	9

Round 14 matches

	Votes	CV	SC	Dis.	CP	Gls
Brisbane def. St Kilda by 20						
1	Joe Daniher	2.75	9	130	20	8 5
2	Hugh McCluggage	1.78	7	161	26	8 2
3	Dayne Zorko	0.72	5	141	30	10 0
4	Jack Higgins	0.36	5	101	14	5 5
5	Jarrod Berry	0.20	4	97	24	6 0
6	Josh Dunkley	0.05	0	90	23	9 0
7	Jack Sinclair	0.04	0	135	32	8 0
8	Ryan Lester	0.03	0	130	21	4 0

	Votes	CV	SC	Dis.	CP	Gls
Western Bulldogs def. Fremantle by 67						
1	Marcus Bontempelli	2.98	10	162	30	13 3
2	Bailey Dale	0.62	7	136	30	10 0
3	Adam Treloar	0.62	5	125	27	7 1
4	Lachlan Bramble	0.58	3	133	30	4 1
5	Tom Liberatore	0.56	4	128	28	15 0
6	Rory Lobb	0.30	1	108	19	10 3
7	Tim English	0.11	0	136	14	8 2
8	Rhylee West	0.05	0	95	13	7 4

	Votes	CV	SC	Dis.	CP	Gls
Hawthorn def. Richmond by 48						
1	James Sicily	2.63	10	147	33	6 0
2	Jai Newcombe	1.89	8	122	26	12 1
3	Tim Taranto	1.12	3	139	33	15 1
4	Josh Weddle	0.14	3	109	23	7 0
5	Mabior Chol	0.11	3	80	7	4 4
6	Jack Scrimshaw	0.02	3	85	16	4 0
7	Will Day	0.02	0	100	20	6 0
8	Massimo D'Ambrosio	0.02	0	106	23	7 0

	Votes	CV	SC	Dis.	CP	Gls
Sydney def. Adelaide by 42						
1	Joel Amartey	2.96	10	182	10	6 9
2	Brodie Grundy	1.57	8	154	31	24 0
3	Errol Gulden	1.03	5	106	35	13 0
4	Isaac Heeney	0.41	5	141	29	8 2
5	Rory Laird	0.01	0	141	34	15 0
6	James Rowbottom	0.01	2	93	21	19 0
7	Taylor Adams	0.01	0	115	22	11 2
8	Chad Warner	0.00	0	64	20	7 1

	Votes	CV	SC	Dis.	CP	Gls
Collingwood def. North Melbourne by 1						
1	Nick Daicos	2.09	7	129	29	18 2
2	Luke Davies-Uniacke	1.77	8	147	31	16 0
3	Bobby Hill	0.90	8	105	10	3 5
4	George Wardlaw	0.83	5	122	30	10 1
5	Cameron Zurhaar	0.10	0	107	19	6 3
6	Jack Crisp	0.09	0	121	27	11 1
7	Tristan Xerri	0.09	1	103	15	11 2
8	Bailey Scott	0.04	0	111	23	4 1

	Votes	CV	SC	Dis.	CP	Gls
Greater Western Sydney def. Port Adelaide by 22						
1	Josh Kelly	1.87	8	107	27	8 1
2	Dan Houston	1.25	5	174	35	7 0
3	Toby Bedford	1.00	10	88	16	5 1
4	Tom Green	0.44	0	80	30	11 0
5	Lachie Whitfield	0.38	1	134	28	7 0
6	Callan Ward	0.31	3	99	23	8 0
7	Kieren Briggs	0.26	2	117	16	12 0
8	Brent Daniels	0.16	1	107	18	10 1

Round 15

Leaderboard

		Votes	1st
1	Nick Daicos	21.4	66%
2	Isaac Heeney	18.0	18%
3	Marcus Bontempelli	18.0	12%
4	Patrick Cripps	17.4	8%
5	Max Gawn	15.7	3%
6	Caleb Serong	15.1	3%
7	Errol Gulden	15.0	4%
8	Zach Merrett	14.8	3%
9	Chad Warner	14.5	2%
10	Noah Anderson	14.2	0%
11	Lachie Neale	13.3	0%
12	Sam Walsh	12.9	0%
13	Zak Butters	12.6	0%
14	Jordan Dawson	12.0	0%
15	Adam Treloar	11.8	0%
16	Tom Green	10.6	0%
17	Matt Rowell	10.5	0%
18	Christian Petracca	10.2	0%
19	Hayden Young	9.5	0%
20	Luke Davies-Uniacke	9.1	0%









Remaining Votes









		Votes
1	Patrick Cripps	15.6
2	Lachie Neale	13.9
3	Nick Daicos	12.9
4	Jai Newcombe	10.5
5	Andrew Brayshaw	10.4
6	Jesse Hogan	9.7
7	Caleb Serong	9.4
8	Zak Butters	9.4
9	Jeremy Cameron	8.9
10	Marcus Bontempelli	8.7
11	Adam Treloar	8.5
12	Jason Horne-Francis	8.1
13	Rowan Marshall	8.1
14	Harry Sheezel	7.9
15	Ollie Wines	7.8
16	Lachie Whitfield	7.3
17	Josh Dunkley	7.2
18	Noah Anderson	7.1
19	Hugh McCluggage	6.9
20	Tom Green	6.5









Most Votes for Round









		Votes	CV	Player Rating	SC	Dis.	CP	Clr	Mtrs Gnd	Gls	SI
1	Errol Gulden	2.78	9	19.0	151	41	12	2	973	1	7
2	Luke Davies-Uniacke	2.61	9	16.8	148	31	17	8	429	1	7
3	Patrick Cripps	2.59	9	18.8	99	41	18	14	498	0	8
4	Hayden Young	2.29	10	22.7	130	24	8	4	377	3	12
5	Jake Stringer	2.19	6	23.5	111	20	8	5	494	5	10
6	Sam Durham	2.10	10	18.5	95	29	13	5	521	1	8
7	Oscar McInerney	2.08	10	25.5	126	18	15	8	472	3	9
8	Lachie Neale	2.02	8	27.9	149	37	18	10	352	0	11
9	Andrew Brayshaw	1.94	6	18.8	134	32	14	7	390	1	10
10	James Rowbottom	1.69	9	28.0	163	32	20	11	448	0	10
11	Jack Viney	1.61	7	9.7	108	25	19	12	416	0	5
12	Sam Walsh	1.56	7	17.5	110	33	12	9	640	1	10
13	Tom De Koning	1.26	7	35.5	176	25	20	7	400	1	10
14	Sean Darcy	1.08	7	28.2	147	20	17	12	279	1	5
15	Eric Hipwood	1.06	6	17.3	110	16	4	0	391	5	9
16	Brodie Grundy	1.04	6	12.1	124	28	13	4	190	0	7
17	Harry Sheezel	0.88	2	19.7	117	27	10	3	624	2	3
18	Jye Caldwell	0.77	3	14.6	115	27	9	6	525	1	8
19	Zach Merrett	0.64	4	22.6	135	28	6	2	486	1	13
20	Josh Dunkley	0.56	4	12.6	144	32	17	3	275	0	6









Round 15 matches









	Votes	CV	SC	Dis.	CP	Gls	
Carlton def. Geelong by 63							
1	 Patrick Cripps	2.59	9	99	41	18	0
2	 Sam Walsh	1.56	7	110	33	12	1
3	 Tom De Koning	1.26	7	176	25	20	1
4	 Charlie Curnow	0.40	4	118	13	11	5
5	 Matthew Kennedy	0.16	1	116	31	14	1
6	 Blake Acres	0.01	0	105	24	8	1
7	 Max Holmes	0.01	0	103	24	14	1
8	 George Hewett	0.00	0	96	24	13	0

Brisbane def. Port Adelaide by 79							
1	 Oscar McInerney	2.08	10	126	18	15	3
2	 Lachie Neale	2.02	8	149	37	18	0
3	 Eric Hipwood	1.06	6	110	16	4	5
4	 Josh Dunkley	0.56	4	144	32	17	0
5	 Zak Butters	0.20	1	123	35	12	1
6	 Joe Daniher	0.07	0	104	21	5	3
7	 Zac Bailey	0.01	0	110	26	11	1
8	 Connor Rozee	0.00	0	111	28	8	0

Sydney def. Greater Western Sydney by 27							
1	 Errol Gulden	2.78	9	151	41	12	1
2	 James Rowbottom	1.69	9	163	32	20	0
3	 Brodie Grundy	1.04	6	124	28	13	0
4	 Tom Green	0.30	2	153	35	15	0
5	 Isaac Heeney	0.10	4	112	23	15	0
6	 Chad Warner	0.04	0	72	20	8	2
7	 Taylor Adams	0.01	0	78	22	10	1
8	 Nick Blakey	0.01	0	115	22	6	0





















	Votes	CV	SC	Dis.	CP	Gls	
Melbourne def. North Melbourne by 3							
1	 Luke Davies-Uniacke	2.61	9	148	31	17	1
2	 Jack Viney	1.61	7	108	25	19	0
3	 Harry Sheezel	0.88	2	117	27	10	2
4	 Cameron Zurhaar	0.26	3	90	12	5	4
5	 Steven May	0.18	8	93	18	5	0
6	 Max Gawn	0.18	0	114	18	13	1
7	 Trent Rivers	0.11	1	131	21	7	1
8	 George Wardlaw	0.05	0	122	23	15	0

Essendon def. West Coast by 30							
1	 Jake Stringer	2.19	6	111	20	8	5
2	 Sam Durham	2.10	10	95	29	13	1
3	 Jye Caldwell	0.77	3	115	27	9	1
4	 Zach Merrett	0.64	4	135	28	6	1
5	 Jayden Laverde	0.16	0	128	28	6	0
6	 Sam Draper	0.03	0	97	17	8	0
7	 Jamie Cripps	0.03	2	107	19	10	2
8	 Tom Barrass	0.02	3	109	16	6	0





















Fremantle def. Gold Coast by 20							
1	 Hayden Young	2.29	10	130	24	8	3
2	 Andrew Brayshaw	1.94	6	134	32	14	1
3	 Sean Darcy	1.08	7	147	20	17	1
4	 Caleb Serong	0.52	3	121	29	14	1
5	 Touk Miller	0.09	0	95	33	8	0
6	 Josh Treacy	0.01	2	83	12	6	2
7	 Sam Flanders	0.01	0	117	33	11	0
8	 Jaeger O'Meara	0.01	0	94	19	6	1

Round 16





















Leaderboard

		Votes	1st
1	 Nick Daicos	23.5	69%
2	 Marcus Bontempelli	21.0	21%
3	 Patrick Cripps	20.3	15%
4	 Isaac Heeney	18.1	7%
5	 Caleb Serong	16.7	3%
6	 Noah Anderson	16.5	0%
7	 Max Gawn	15.7	1%
8	 Errol Gulden	15.0	1%
9	 Zach Merrett	14.9	1%
10	 Sam Walsh	14.7	0%
11	 Chad Warner	14.6	0%
12	 Zak Butters	14.0	0%
13	 Lachie Neale	13.5	0%
14	 Jordan Dawson	12.4	0%
15	 Adam Treloar	12.1	0%
16	 Tom Green	11.3	0%
17	 Matt Rowell	10.5	0%
18	 Jai Newcombe	10.3	0%
19	 Christian Petracca	10.2	0%
20	 Hayden Young	9.6	0%









Remaining Votes









		Votes
1	 Lachie Neale	13.8
2	 Patrick Cripps	12.7
3	 Nick Daicos	10.8
4	 Andrew Brayshaw	10.0
5	 Jesse Hogan	9.7
6	 Jeremy Cameron	8.9
7	 Jai Newcombe	8.3
8	 Adam Treloar	8.2
9	 Zak Butters	8.0
10	 Caleb Serong	7.9
11	 Harry Sheezel	7.8
12	 Ollie Wines	7.7
13	 Rowan Marshall	7.1
14	 Lachie Whitfield	6.8
15	 Jason Horne-Francis	6.6
16	 Hugh McCluggage	6.2
17	 Matt Rowell	6.1
18	 Zach Merrett	6.0
19	 Errol Gulden	6.0
20	 Chad Warner	6.0









Most Votes for Round









		Votes	CV	Player Rating	SC	Dis.	CP	Clr	Mtrs Gnd	Gls	SI
1	 Marcus Bontempelli	2.98	10	22.6	157	35	20	11	647	0	6
2	 Patrick Cripps	2.92	10	27.6	144	40	17	14	468	1	8
3	 Nick Blakey	2.57	10	22.0	148	32	8	1	755	1	7
4	 Izak Rankine	2.48	10	23.6	121	27	14	6	591	2	9
5	 Josh Dunkley	2.48	9	14.0	143	32	14	7	434	0	10
6	 Noah Anderson	2.36	8	18.3	140	39	13	6	412	0	8
7	 Jai Newcombe	2.20	8	20.4	105	33	15	4	512	0	9
8	 Nick Daicos	2.12	8	16.4	116	32	11	5	691	2	9
9	 Oliver Dempsey	2.03	9	14.3	104	25	5	0	412	2	7
10	 Kysaiah Pickett	1.89	9	26.3	122	12	7	1	360	5	11
11	 James Worpel	1.86	10	16.4	124	28	14	11	347	0	11
12	 Sam Walsh	1.80	8	24.2	148	26	9	5	343	2	11
13	 Caleb Serong	1.56	7	12.4	85	23	12	8	282	1	9
14	 Jason Horne-Francis	1.52	6	13.1	118	28	8	4	472	1	9
15	 Zak Butters	1.38	5	21.2	114	22	10	5	569	1	5
16	 Jye Caldwell	1.35	5	16.8	127	32	18	12	385	0	3
17	 Sam Flanders	1.25	8	18.9	114	33	15	6	357	1	8
18	 Dylan Moore	1.25	5	17.8	136	29	6	2	357	2	11
19	 Mitchell Hinge	1.12	8	12.0	121	31	7	1	622	0	5
20	 Rowan Marshall	1.06	3	15.3	111	18	8	4	376	3	7









Round 16 matches









	Votes	CV	SC	Dis.	CP	Gls	
Brisbane def. Melbourne by 5							
1	 Josh Dunkley	2.48	9	143	32	14	0
2	 Kysaiah Pickett	1.89	9	122	12	7	5
3	 Hugh McCluggage	0.73	6	100	28	12	1
4	 Jack Viney	0.46	4	120	26	19	0
5	 Clayton Oliver	0.15	0	101	29	12	1
6	 Lachie Neale	0.12	0	114	29	12	0
7	 Dayne Zorko	0.10	2	115	28	4	0
8	 Jarrod Berry	0.01	0	96	20	6	1









	Votes	CV	SC	Dis.	CP	Gls	
Adelaide def. Greater Western Sydney by 16							
1	 Izak Rankine	2.48	10	121	27	14	2
2	 Mitchell Hinge	1.12	8	121	31	7	0
3	 Tom Green	0.64	1	117	38	17	0
4	 Lachie Whitfield	0.54	0	117	41	5	0
5	 Jordan Dawson	0.47	3	94	24	6	0
6	 Ben Keays	0.26	2	120	21	11	2
7	 Darcy Fogarty	0.14	3	89	13	5	3
8	 Josh Kelly	0.07	0	94	24	5	2









	Votes	CV	SC	Dis.	CP	Gls	
Geelong def. Essendon by 45							
1	 Oliver Dempsey	2.03	9	104	25	5	2
2	 Jye Caldwell	1.35	5	127	32	18	0
3	 Tom Stewart	0.58	2	97	23	9	0
4	 Max Holmes	0.57	5	110	23	6	1
5	 Jack Bowes	0.45	0	127	26	10	1
6	 Mitch Duncan	0.23	3	119	20	5	1
7	 Zach Tuohy	0.20	5	106	20	10	0
8	 Patrick Dangerfield	0.19	0	81	22	12	0









	Votes	CV	SC	Dis.	CP	Gls	
Gold Coast def. Collingwood by 11							
1	 Noah Anderson	2.36	8	140	39	13	0
2	 Nick Daicos	2.12	8	116	32	11	2
3	 Sam Flanders	1.25	8	114	33	15	1
4	 Ben Ainsworth	0.13	1	106	28	2	2
5	 Touk Miller	0.05	0	121	31	10	0
6	 Jarrod Witts	0.03	2	102	19	10	0
7	 Jordan De Goey	0.02	1	107	21	7	2
8	 Ben King	0.00	0	65	8	4	4

	Votes	CV	SC	Dis.	CP	Gls	
Western Bulldogs def. North Melbourne by 17							
1	 Marcus Bontempelli	2.98	10	157	35	20	0
2	 Tristan Xerri	0.60	3	141	20	13	1
3	 Tom Liberatore	0.51	1	90	25	9	1
4	 Rory Lobb	0.36	7	96	16	9	0
5	 Adam Treloar	0.26	0	58	22	3	2
6	 Liam Jones	0.24	6	79	17	4	0
7	 Charlie Comben	0.15	3	117	21	10	0
8	 Cody Weightman	0.12	0	87	12	3	3

	Votes	CV	SC	Dis.	CP	Gls	
Fremantle def. Sydney by 1							
1	 Nick Blakey	2.57	10	148	32	8	1
2	 Caleb Serong	1.56	7	85	23	12	1
3	 Nat Fyfe	0.66	6	92	22	12	0
4	 Andrew Brayshaw	0.42	3	85	24	9	0
5	 Jeremy Sharp	0.25	2	82	25	7	0
6	 Chad Warner	0.08	0	89	23	9	0
7	 Hayden McLean	0.06	1	93	14	11	2
8	 James Rowbottom	0.05	0	114	23	15	0





















	Votes	CV	SC	Dis.	CP	Gls	
Carlton def. Richmond by 61							
1	 Patrick Cripps	2.92	10	144	40	17	1
2	 Sam Walsh	1.80	8	148	26	9	2
3	 Nic Newman	0.80	6	156	28	4	0
4	 Blake Acres	0.32	2	109	33	9	0
5	 Adam Saad	0.05	2	118	24	6	0
6	 Orazio Fantasia	0.02	0	76	13	3	4
7	 Elijah Hollands	0.02	1	93	20	5	1
8	 Matthew Kennedy	0.02	0	89	21	8	1

	Votes	CV	SC	Dis.	CP	Gls	
Port Adelaide def. St Kilda by 2							
1	 Jason Horne-Francis	1.52	6	118	28	8	1
2	 Zak Butters	1.38	5	114	22	10	1
3	 Rowan Marshall	1.06	3	111	18	8	3
4	 Connor Rozee	0.45	3	103	25	4	0
5	 Aliir Aliir	0.34	2	124	22	9	0
6	 Callum Wilkie	0.29	4	130	25	11	0
7	 Jack Steele	0.24	0	95	25	11	0
11	 Brandon Zerk-Thatcher	0.08	4	101	13	7	0





















	Votes	CV	SC	Dis.	CP	Gls	
Hawthorn def. West Coast by 61							
1	 Jai Newcombe	2.20	8	105	33	15	0
2	 James Worpel	1.86	10	124	28	14	0
3	 Dylan Moore	1.25	5	136	29	6	2
4	 Lloyd Meek	0.28	3	145	16	7	1
5	 James Sicily	0.18	3	142	21	5	0
6	 Will Day	0.06	0	104	26	8	0
7	 Jack Ginnivan	0.05	0	90	21	7	2
8	 Jarman Impey	0.04	1	103	25	3	0

Round 17





















Leaderboard

		Votes	1st
1	 Nick Daicos	24.3	67%
2	 Patrick Cripps	21.5	21%
3	 Marcus Bontempelli	21.0	14%
4	 Isaac Heeney	18.7	8%
5	 Zach Merrett	17.3	3%
6	 Noah Anderson	17.0	0%
7	 Caleb Serong	16.7	2%
8	 Lachie Neale	16.4	1%
9	 Max Gawn	15.7	0%
10	 Chad Warner	15.3	1%
11	 Errol Gulden	15.2	1%
12	 Zak Butters	15.1	1%
13	 Sam Walsh	14.7	0%
14	 Jordan Dawson	12.4	0%
15	 Adam Treloar	12.3	0%
16	 Tom Green	11.6	0%
17	 Luke Davies-Uniacke	10.9	0%
18	 Jeremy Cameron	10.9	0%
19	 Matt Rowell	10.5	0%
20	 Jai Newcombe	10.3	0%









Remaining Votes









		Votes
1	 Patrick Cripps	11.5
2	 Lachie Neale	10.9
3	 Nick Daicos	10.1
4	 Jai Newcombe	8.3
5	 Adam Treloar	8.0
6	 Caleb Serong	7.9
7	 Andrew Brayshaw	7.6
8	 Ollie Wines	7.2
9	 Jesse Hogan	7.1
10	 Zak Butters	6.9
11	 Lachie Whitfield	6.7
12	 Rowan Marshall	6.7
13	 Hugh McCluggage	6.2
14	 Jeremy Cameron	6.1
15	 Matt Rowell	6.0
16	 Errol Gulden	5.9
17	 Jason Horne-Francis	5.8
18	 Marcus Bontempelli	5.7
19	 Tom Green	5.5
20	 Nic Martin	5.5









Most Votes for Round









		Votes	CV	Player Rating	SC	Dis.	CP	Clr	Mtrs Gnd	Gls	SI
1	 Lachie Neale	2.92	10	24.1	179	36	18	10	523	3	8
2	 Jeremy Cameron	2.82	10	16.9	101	19	5	0	485	4	13
3	 Connor Rozee	2.77	10	20.0	168	36	14	7	515	1	7
4	 Jesse Hogan	2.59	10	19.9	143	15	9	0	245	5	7
5	 Harry Sheezel	2.58	10	17.3	141	35	14	10	372	1	4
6	 Zach Merrett	2.45	10	33.7	145	30	10	5	474	1	15
7	 Andrew Brayshaw	2.39	9	9.0	128	35	11	6	415	1	10
8	 Trent Rivers	2.38	10	18.4	143	29	8	7	609	0	9
9	 Mattaes Phillipou	2.33	10	17.2	112	26	6	5	714	1	10
10	 Josh Dunkley	2.06	8	13.8	140	35	14	7	478	1	4
11	 Jacob van Rooyen	1.82	7	5.1	126	14	8	0	295	4	10
12	 Luke Davies-Uniacke	1.78	8	16.8	114	30	12	9	439	1	7
13	 Toby Nankervis	1.76	9	17.9	159	26	21	11	297	1	6
14	 Josh Treacy	1.48	5	14.2	131	16	3	0	484	5	7
15	 Caleb Windsor	1.35	7	19.5	120	25	10	4	492	1	7
16	 Jye Caldwell	1.21	4	19.6	134	30	14	8	256	1	7
17	 Patrick Cripps	1.20	4	30.7	144	33	21	11	371	2	9
18	 Zak Butters	1.07	4	22.2	159	33	9	6	332	1	8
19	 Tom Stewart	0.99	6	9.5	115	26	9	3	352	0	10
20	 Sam De Koning	0.99	7	14.7	125	20	8	4	377	2	6









Round 17 matches









	Votes	CV	SC	Dis.	CP	Gls
Essendon def. Collingwood by 12						
1	 Zach Merrett	2.45	10	145	30	10 1
2	 Jye Caldwell	1.21	4	134	30	14 1
3	 Nick Daicos	0.71	2	92	31	17 0
4	 Jack Crisp	0.63	3	106	24	11 3
5	 Steele Sidebottom	0.34	2	122	34	8 0
6	 Scott Pendlebury	0.17	1	132	24	8 1
7	 Ben McKay	0.16	5	76	19	6 0
8	 Dylan Shiel	0.14	0	124	26	12 0









Fremantle def. Richmond by 51						
1	 Andrew Brayshaw	2.39	9	128	35	11 1
2	 Toby Nankervis	1.76	9	159	26	21 1
3	 Josh Treacy	1.48	5	131	16	3 5
4	 Hayden Young	0.26	5	125	24	10 2
5	 Shai Bolton	0.07	2	98	16	5 4
6	 Caleb Serong	0.02	0	84	27	15 0
7	 Luke Jackson	0.01	0	121	21	11 0
8	 Jordan Clark	0.00	0	103	26	6 0









Geelong def. Hawthorn by 51						
1	 Jeremy Cameron	2.82	10	101	19	5 4
2	 Tom Stewart	0.99	6	115	26	9 0
3	 Sam De Koning	0.99	7	125	20	8 2
4	 Brad Close	0.45	5	92	14	5 4
5	 Shaun Mannagh	0.16	1	118	20	9 0
6	 Mitch Duncan	0.15	1	128	25	8 0
7	 James Worpel	0.13	0	110	26	16 1
8	 Dylan Moore	0.11	0	103	26	6 2









	Votes	CV	SC	Dis.	CP	Gls
Greater Western Sydney def. Carlton by 12						
1	 Jesse Hogan	2.59	10	143	15	9 5
2	 Patrick Cripps	1.20	4	144	33	21 2
3	 Kieren Briggs	0.73	4	148	22	16 0
4	 Callan Ward	0.65	4	114	30	12 2
5	 Tom Green	0.34	0	96	33	14 1
6	 Brent Daniels	0.33	4	125	29	15 0
7	 Stephen Coniglio	0.07	0	93	28	7 1
12	 Jack Buckley	0.01	4	93	14	4 0

North Melbourne def. Gold Coast by 4						
1	 Harry Sheezel	2.58	10	141	35	14 1
2	 Luke Davies-Uniacke	1.78	8	114	30	12 1
3	 Colby McKercher	0.67	5	134	37	2 0
4	 Noah Anderson	0.48	2	91	30	11 1
5	 Tristan Xerri	0.34	3	119	17	10 1
6	 Jy Simpkin	0.06	0	110	28	7 0
7	 Matt Rowell	0.02	0	79	24	11 0
8	 Sam Flanders	0.01	0	104	27	10 1

Port Adelaide def. Western Bulldogs by 48						
1	 Connor Rozee	2.77	10	168	36	14 1
2	 Zak Butters	1.07	4	159	33	9 1
3	 Jason Horne-Francis	0.86	4	87	20	9 3
4	 Ollie Wines	0.60	4	115	30	12 1
5	 Mitch Georgiades	0.35	4	89	11	2 5
6	 Adam Treloar	0.22	0	129	38	14 0
7	 Tim English	0.05	0	137	17	10 2
8	 Brandon Zerk-Thatcher	0.03	4	88	18	5 0

	Votes	CV	SC	Dis.	CP	Gls
Brisbane def. Adelaide by 11						
1	 Lachie Neale	2.92	10	179	36	18 3
2	 Josh Dunkley	2.06	8	140	35	14 1
3	 Ben Keays	0.44	5	93	14	8 4
4	 Oscar McInerney	0.11	2	88	14	9 0
5	 Rory Laird	0.08	0	99	27	10 0
6	 Will Ashcroft	0.07	0	86	21	6 1
7	 Mark Keane	0.04	2	112	20	7 0
8	 Darcy Wilmot	0.03	3	74	16	5 0

Melbourne def. West Coast by 54						
1	 Trent Rivers	2.38	10	143	29	8 0
2	 Jacob van Rooyen	1.82	7	126	14	8 4
3	 Caleb Windsor	1.35	7	120	25	10 1
4	 Ed Langdon	0.18	2	97	22	8 1
5	 Tom McDonald	0.10	1	115	22	6 0
6	 Judd McVee	0.04	2	97	22	10 0
7	 Jack Viney	0.03	0	58	18	7 0
8	 Christian Salem	0.03	0	98	23	7 0

St Kilda def. Sydney by 2						
1	 Mattaes Phillipou	2.33	10	112	26	6 1
2	 Chad Warner	0.74	4	103	23	7 2
3	 Isaac Heeney	0.67	3	127	24	11 2
4	 Jack Steele	0.61	1	102	28	14 0
5	 Rowan Marshall	0.33	1	79	16	7 2
6	 Callum Wilkie	0.27	2	139	26	4 0
7	 Bradley Hill	0.22	3	80	24	3 0
8	 Liam Henry	0.21	4	88	20	10 1

Round 18

Leaderboard

		Votes	1st
1	Nick Daicos	24.6	55%
2	Patrick Cripps	23.5	36%
3	Marcus Bontempelli	21.2	9%
4	Noah Anderson	19.9	3%
5	Lachie Neale	19.4	3%
6	Isaac Heeney	18.7	5%
7	Errol Gulden	17.8	2%
8	Chad Warner	17.4	1%
9	Zach Merrett	17.4	2%
10	Caleb Serong	17.2	2%
11	Max Gawn	15.7	0%
12	Zak Butters	15.7	1%
13	Sam Walsh	14.7	0%
14	Jordan Dawson	13.5	0%
15	Tom Green	12.8	0%
16	Adam Treloar	12.3	0%
17	Luke Davies-Uniacke	10.9	0%
18	Jeremy Cameron	10.9	0%
19	Matt Rowell	10.5	0%
20	Jai Newcombe	10.5	0%









Remaining Votes









		Votes
1	Nick Daicos	9.7
2	Patrick Cripps	9.5
3	Jai Newcombe	8.1
4	Adam Treloar	8.0
5	Lachie Neale	7.9
6	Andrew Brayshaw	7.5
7	Caleb Serong	7.4
8	Ollie Wines	7.1
9	Jesse Hogan	7.1
10	Rowan Marshall	6.6
11	Zak Butters	6.3
12	Jeremy Cameron	6.1
13	Matt Rowell	6.0
14	Jason Horne-Francis	5.8
15	Lachie Whitfield	5.6
16	Marcus Bontempelli	5.5
17	Harry Sheezel	5.2
18	Isaac Heeney	5.1
19	Hugh McCluggage	5.1
20	Tristan Xerri	5.0









Most Votes for Round









		Votes	CV	Player Rating	SC	Dis.	CP	Clr	Mtrs Gnd	Gls	SI
1	Lachie Neale	2.98	10	24.9	143	34	19	13	481	2	10
2	Noah Anderson	2.89	10	23.6	132	29	16	11	528	1	9
3	Errol Gulden	2.61	9	19.3	142	41	13	5	738	0	15
4	Toby Greene	2.56	10	29.2	154	17	7	1	377	4	10
5	Nic Martin	2.25	6	21.3	142	26	6	0	402	4	9
6	Chad Warner	2.14	9	12.3	130	31	9	3	638	2	14
7	Jamarra Ugle-Hagan	2.10	9	17.8	122	20	10	1	457	4	13
8	Patrick Cripps	2.00	6	24.4	115	28	15	11	550	2	7
9	Rory Laird	1.84	5	9.6	100	31	11	7	378	0	3
10	Ben Keays	1.59	8	14.0	123	24	16	5	298	1	6
11	Gryan Miers	1.51	8	17.0	109	27	12	5	356	1	9
12	Patrick Dangerfield	1.47	9	13.6	71	22	9	6	639	0	7
13	Trent Rivers	1.46	6	13.3	99	29	13	8	460	0	4
14	Bailey Dale	1.40	9	19.3	123	31	7	2	638	1	6
15	Lloyd Meek	1.28	4	9.7	104	15	11	3	176	0	6
16	Conor Nash	1.20	9	11.4	94	21	13	10	162	0	7
17	Tom Green	1.20	0	7.9	93	37	17	4	398	0	5
18	Lachie Whitfield	1.12	6	6.7	113	35	5	1	385	0	5
19	Jordan Dawson	1.11	5	11.5	108	26	10	5	562	0	2
20	Hugh McCluggage	1.09	4	5.8	102	32	10	3	575	0	5









Round 18 matches









	Votes	CV	SC	Dis.	CP	Gls
Geelong def. Collingwood by 20						
1	 Gryan Miers	1.51	8	109	27	12 1
2	 Patrick Dangerfield	1.47	9	71	22	9 0
3	 Darcy Cameron	0.91	1	131	18	12 1
4	 Max Holmes	0.80	7	118	27	2 0
5	 Nick Daicos	0.37	0	89	32	13 0
6	 Tom Stewart	0.32	1	105	26	12 0
7	 Jack Bowes	0.32	2	105	24	9 1
8	 Jordan De Goey	0.05	0	83	24	10 1









	Votes	CV	SC	Dis.	CP	Gls
Adelaide def. St Kilda by 32						
1	 Rory Laird	1.84	5	100	31	11 0
2	 Ben Keays	1.59	8	123	24	16 1
3	 Jordan Dawson	1.11	5	108	26	10 0
4	 Lachlan Sholl	0.58	6	118	17	6 2
5	 Jake Soligo	0.30	3	72	25	9 0
6	 Nasiah Wanganeen-Milera	0.19	3	98	28	8 0
7	 Rowan Marshall	0.14	0	107	20	9 0
8	 Reilly O'Brien	0.09	0	79	13	7 0









	Votes	CV	SC	Dis.	CP	Gls
Hawthorn def. Fremantle by 13						
1	 Lloyd Meek	1.28	4	104	15	11 0
2	 Conor Nash	1.20	9	94	21	13 0
3	 Will Day	0.98	5	92	24	8 0
4	 Caleb Serong	0.50	3	99	22	13 1
5	 James Sicily	0.50	3	102	13	4 3
6	 Luke Jackson	0.34	0	116	20	11 1
7	 Karl Amon	0.32	4	102	21	3 0
8	 James Worpel	0.21	0	91	24	7 0









	Votes	CV	SC	Dis.	CP	Gls
Melbourne def. Essendon by 17						
1	 Nic Martin	2.25	6	142	26	6 4
2	 Trent Rivers	1.46	6	99	29	13 0
3	 Judd McVee	1.09	9	100	23	11 0
4	 Ed Langdon	0.64	2	120	31	13 1
5	 Kysaiah Pickett	0.14	4	83	15	8 2
6	 Clayton Oliver	0.09	0	100	25	9 0
7	 Ben McKay	0.06	3	104	21	11 0
8	 Jack Viney	0.03	0	61	20	8 0

	Votes	CV	SC	Dis.	CP	Gls
Sydney def. North Melbourne by 79						
1	 Errol Gulden	2.61	9	142	41	13 0
2	 Chad Warner	2.14	9	130	31	9 2
3	 Tom Papley	0.74	5	147	19	7 4
4	 Brodie Grundy	0.30	3	121	20	12 1
5	 Logan McDonald	0.13	3	95	16	1 4
6	 Luke Davies-Uniacke	0.01	0	133	24	12 0
7	 Cameron Zurhaar	0.01	0	103	21	11 2
8	 Jake Lloyd	0.01	0	104	24	8 0

	Votes	CV	SC	Dis.	CP	Gls
Western Bulldogs def. Carlton by 14						
1	 Jamarra Ugle-Hagan	2.10	9	122	20	10 4
2	 Patrick Cripps	2.00	6	115	28	15 2
3	 Bailey Dale	1.40	9	123	31	7 1
4	 Marcus Bontempelli	0.20	1	108	20	10 1
5	 Rhylee West	0.14	4	106	11	6 4
6	 Jacob Weitering	0.06	1	110	21	11 0
7	 Tim English	0.04	0	85	19	8 0
8	 Sam Walsh	0.02	0	95	27	12 0

	Votes	CV	SC	Dis.	CP	Gls
Gold Coast def. Port Adelaide by 14						
1	 Noah Anderson	2.89	10	132	29	16 1
2	 Sam Flanders	1.09	5	106	30	8 1
3	 Zak Butters	0.62	0	120	35	6 1
4	 Wil Powell	0.30	5	100	21	4 1
5	 Connor Rozee	0.26	1	105	29	10 0
6	 Ned Moyle	0.18	3	110	14	11 0
7	 Aliir Aliir	0.15	2	106	22	6 0
9	 Sam Collins	0.11	4	99	15	6 0

	Votes	CV	SC	Dis.	CP	Gls
Greater Western Sydney def. Richmond by 24						
1	 Toby Greene	2.56	10	154	17	7 4
2	 Tom Green	1.20	0	93	37	17 0
3	 Lachie Whitfield	1.12	6	113	35	5 0
4	 Kieren Briggs	0.52	3	122	15	9 1
5	 Toby Nankervis	0.23	3	107	22	14 0
6	 Dion Prestia	0.09	3	95	27	6 0
7	 Harry Himmelberg	0.07	4	91	17	7 0
8	 Jesse Hogan	0.06	1	74	10	3 4

	Votes	CV	SC	Dis.	CP	Gls
Brisbane def. West Coast by 13						
1	 Lachie Neale	2.98	10	143	34	19 2
2	 Hugh McCluggage	1.09	4	102	32	10 0
3	 Oscar McInerney	0.56	4	112	16	16 0
4	 Josh Dunkley	0.48	2	103	26	8 1
5	 Tim Kelly	0.45	3	106	29	6 1
6	 Elliot Yeo	0.12	1	108	24	15 1
7	 Cam Rayner	0.10	2	100	16	8 2
8	 Liam Ryan	0.07	1	92	21	6 2

Round 19

Leaderboard

		Votes	1st
1	Patrick Cripps	25.7	56%
2	Nick Daicos	24.7	38%
3	Marcus Bontempelli	21.3	6%
4	Noah Anderson	19.9	1%
5	Caleb Serong	19.5	4%
6	Lachie Neale	19.4	2%
7	Errol Gulden	19.1	3%
8	Isaac Heeney	18.7	3%
9	Zach Merrett	18.3	2%
10	Chad Warner	17.5	1%
11	Zak Butters	15.8	0%
12	Max Gawn	15.7	0%
13	Adam Treloar	15.1	0%
14	Sam Walsh	14.8	0%
15	Jordan Dawson	13.6	0%
16	Tom Green	13.5	0%
17	Andrew Brayshaw	12.3	0%
18	Connor Rozee	11.3	0%
19	Luke Davies-Uniacke	11.0	0%
20	Jeremy Cameron	10.9	0%









Remaining Votes









		Votes
1	Nick Daicos	9.7
2	Jai Newcombe	7.9
3	Lachie Neale	7.9
4	Patrick Cripps	7.4
5	Zak Butters	6.1
6	Jeremy Cameron	6.1
7	Matt Rowell	6.0
8	Rowan Marshall	5.9
9	Ollie Wines	5.7
10	Jason Horne-Francis	5.7
11	Jesse Hogan	5.6
12	Marcus Bontempelli	5.4
13	Adam Treloar	5.2
14	Isaac Heeney	5.1
15	Andrew Brayshaw	5.0
16	Caleb Serong	5.0
17	Tristan Xerri	4.7
18	Tom Green	3.7
19	Josh Daicos	3.6
20	Patrick Dangerfield	3.5









Most Votes for Round









		Votes	CV	Player Rating	SC	Dis.	CP	Clr	Mtrs Gnd	Gls	SI
1	Ben Keays	2.92	10	28.6	158	22	12	5	544	5	12
2	Tim Membrey	2.89	9	29.0	154	23	11	0	436	5	10
3	Adam Treloar	2.80	9	19.2	148	31	10	6	574	3	9
4	Andrew Brayshaw	2.48	9	21.5	137	41	13	4	551	0	7
5	Harry Sheezel	2.46	10	17.3	138	35	10	3	313	2	5
6	Hugh McCluggage	2.42	9	18.2	115	26	7	4	465	3	6
7	Caleb Serong	2.34	9	21.9	140	36	15	7	423	1	8
8	Lachie Whitfield	2.17	7	14.0	137	40	9	2	780	0	4
9	Patrick Cripps	2.15	8	16.3	114	29	14	9	302	0	9
10	Jack Ginnivan	2.09	8	15.5	137	31	11	4	417	2	11
11	Charlie Dixon	1.92	8	19.1	123	12	10	1	169	4	7
12	Jesse Hogan	1.50	8	18.7	115	10	6	0	240	4	7
13	Ed Richards	1.49	6	25.3	144	29	14	9	568	2	7
14	Ollie Wines	1.38	5	13.2	98	32	14	4	233	0	4
15	Errol Gulden	1.29	7	13.4	108	27	8	2	449	1	6
16	Jack Sinclair	1.22	8	23.5	140	31	17	4	371	0	8
17	Sam Flanders	1.16	5	18.5	128	43	11	9	555	0	6
18	Cam Rayner	1.14	7	21.3	122	20	9	6	392	2	6
19	Darcy Fogarty	1.14	8	26.7	118	17	4	0	447	4	9
20	Jack Steele	1.07	5	11.7	118	31	9	3	497	1	7









Round 19 matches









	Votes	CV	SC	Dis.	CP	Gls	
Adelaide def. Essendon by 2							
1	 Ben Keays	2.92	10	158	22	12	5
2	 Darcy Fogarty	1.14	8	118	17	4	4
3	 Zach Merrett	0.91	5	108	30	13	1
4	 Sam Durham	0.56	5	109	27	12	1
5	 Rory Laird	0.13	0	91	29	11	0
6	 Kyle Langford	0.09	0	119	22	7	2
7	 Reilly O'Brien	0.08	0	115	14	11	0
8	 Jordan Dawson	0.02	0	81	20	7	0









	Votes	CV	SC	Dis.	CP	Gls	
Western Bulldogs def. Geelong by 47							
1	 Adam Treloar	2.80	9	148	31	10	3
2	 Ed Richards	1.49	6	144	29	14	2
3	 Rory Lobb	0.75	9	126	21	9	0
4	 Jamarra Ugle-Hagan	0.56	2	89	18	10	4
5	 Marcus Bontempelli	0.15	0	122	27	19	0
6	 Tom Stewart	0.09	1	121	26	12	1
7	 Tim English	0.08	0	139	17	8	0
8	 Bailey Dale	0.02	1	99	23	8	0









	Votes	CV	SC	Dis.	CP	Gls	
Greater Western Sydney def. Gold Coast by 39							
1	 Lachie Whitfield	2.17	7	137	40	9	0
2	 Jesse Hogan	1.50	8	115	10	6	4
3	 Sam Flanders	1.16	5	128	43	11	0
4	 Tom Green	0.66	0	117	34	10	0
5	 Jack Buckley	0.25	5	111	23	10	0
6	 Connor Idun	0.10	1	120	27	10	0
7	 Harry Perryman	0.04	0	131	26	4	1
9	 Ned Moyle	0.02	4	98	16	7	0









	Votes	CV	SC	Dis.	CP	Gls	
Hawthorn def. Collingwood by 66							
1	 Jack Ginnivan	2.09	8	137	31	11	2
2	 Connor Macdonald	1.01	8	109	14	4	4
3	 Conor Nash	0.96	4	105	29	13	0
4	 James Sicily	0.77	5	123	30	9	0
5	 Massimo D'Ambrosio	0.35	1	106	26	3	2
6	 Dylan Moore	0.24	3	106	27	13	0
7	 Jai Newcombe	0.17	0	76	25	9	1
8	 Luke Breust	0.11	0	93	16	8	4

	Votes	CV	SC	Dis.	CP	Gls	
Port Adelaide def. Richmond by 41							
1	 Charlie Dixon	1.92	8	123	12	10	4
2	 Ollie Wines	1.38	5	98	32	14	0
3	 Connor Rozee	0.99	3	113	24	13	2
4	 Daniel Rioli	0.64	4	133	28	9	2
5	 Travis Boak	0.35	2	112	24	10	1
6	 Zak Butters	0.18	0	89	28	10	0
7	 Aliir Aliir	0.17	5	94	17	7	0
8	 Logan Evans	0.13	3	110	22	3	1

	Votes	CV	SC	Dis.	CP	Gls	
St Kilda def. West Coast by 72							
1	 Tim Membrey	2.89	9	154	23	11	5
2	 Jack Sinclair	1.22	8	140	31	17	0
3	 Jack Steele	1.07	5	118	31	9	1
4	 Rowan Marshall	0.71	6	123	26	16	0
5	 Mason Wood	0.03	0	101	19	4	3
6	 Jayden Hunt	0.03	0	138	35	12	0
7	 Zak Jones	0.02	0	108	26	8	0
8	 Nasiah Wanganeen-Milera	0.02	1	81	23	3	0

	Votes	CV	SC	Dis.	CP	Gls	
Brisbane def. Sydney by 2							
1	 Hugh McCluggage	2.42	9	115	26	7	3
2	 Errol Gulden	1.29	7	108	27	8	1
3	 Cam Rayner	1.14	7	122	20	9	2
4	 Oscar McInerney	0.65	5	107	22	13	0
5	 Dayne Zorko	0.22	2	129	29	5	0
6	 Joe Daniher	0.06	0	77	16	7	3
7	 Chad Warner	0.06	0	89	20	3	1
8	 Robbie Fox	0.04	0	120	26	8	0

	Votes	CV	SC	Dis.	CP	Gls	
Carlton def. North Melbourne by 19							
1	 Harry Sheezel	2.46	10	138	35	10	2
2	 Patrick Cripps	2.15	8	114	29	14	0
3	 Charlie Curnow	0.74	2	106	15	5	4
4	 Tristan Xerri	0.28	5	109	16	11	0
5	 Luke Davies-Uniacke	0.10	3	97	23	11	0
6	 Sam Walsh	0.10	0	94	25	8	0
7	 Adam Saad	0.04	1	109	18	10	1
8	 George Hewett	0.02	0	109	22	12	0

	Votes	CV	SC	Dis.	CP	Gls	
Fremantle def. Melbourne by 50							
1	 Andrew Brayshaw	2.48	9	137	41	13	0
2	 Caleb Serong	2.34	9	140	36	15	1
3	 Josh Treacy	0.51	6	120	18	7	3
4	 Hayden Young	0.40	4	109	28	13	0
5	 Michael Walters	0.16	1	101	16	7	4
6	 Sean Darcy	0.02	0	112	16	13	0
7	 Jaeger O'Meara	0.01	0	91	21	8	0
8	 Jordan Clark	0.01	0	113	23	8	1

Round 20

Leaderboard

		Votes	1st
1	Nick Daicos	27.6	64%
2	Patrick Cripps	25.8	33%
3	Lachie Neale	22.2	4%
4	Caleb Serong	22.0	7%
5	Marcus Bontempelli	21.5	2%
6	Noah Anderson	19.9	0%
7	Errol Gulden	19.2	1%
8	Isaac Heeney	18.8	1%
9	Zach Merrett	18.3	1%
10	Adam Treloar	17.8	0%
11	Chad Warner	17.5	0%
12	Zak Butters	16.0	0%
13	Max Gawn	15.8	0%
14	Sam Walsh	14.9	0%
15	Tom Green	14.9	0%
16	Andrew Brayshaw	14.7	0%
17	Jordan Dawson	13.6	0%
18	Jai Newcombe	11.9	0%
19	Connor Rozee	11.3	0%
20	Josh Dunkley	11.2	0%

Remaining Votes

		Votes
1	Patrick Cripps	7.2
2	Jai Newcombe	6.8
3	Nick Daicos	6.7
4	Zak Butters	6.0
5	Matt Rowell	6.0
6	Jeremy Cameron	6.0
7	Jesse Hogan	5.5
8	Marcus Bontempelli	5.2
9	Jason Horne-Francis	5.1
10	Lachie Neale	5.1
11	Isaac Heeney	5.0
12	Rowan Marshall	4.4
13	Tristan Xerri	3.7
14	Patrick Dangerfield	3.5
15	George Hewett	3.3
16	Ollie Wines	3.3
17	Massimo D'Ambrosio	3.2
18	Nic Martin	3.2
19	Luke Davies-Uniacke	3.1
20	Chad Warner	3.0

Most Votes for Round

		Votes	CV	Player Rating	SC	Dis.	CP	Clr	Mtrs Gnd	Gls	SI
1	Nick Daicos	2.96	10	20.1	147	42	18	11	613	0	12
2	Lachie Neale	2.78	10	16.6	117	35	13	10	334	1	6
3	Adam Treloar	2.69	10	18.7	146	40	19	3	328	0	7
4	Connor Macdonald	2.59	10	19.0	116	28	9	2	366	2	14
5	Caleb Serong	2.49	10	17.9	111	32	15	10	525	1	12
6	Tom Stewart	2.43	10	20.3	139	32	18	4	527	0	4
7	Ollie Wines	2.42	10	12.8	114	25	11	10	280	0	6
8	Andrew Brayshaw	2.41	8	13.7	137	36	10	5	532	1	14
9	Cooper Sharman	2.17	10	18.7	129	21	10	0	436	3	8
10	Finn Callaghan	1.92	9	10.1	122	36	12	5	361	0	5
11	Harry Sheezel	1.83	8	30.8	160	36	25	9	400	1	14
12	Josh Daicos	1.75	8	10.6	127	32	6	3	798	0	7
13	Rowan Marshall	1.46	5	13.2	135	26	13	8	180	1	5
14	Tom Green	1.41	5	14.2	102	33	16	9	413	1	5
15	Jamarra Ugle-Hagan	1.40	7	10.3	95	13	6	0	231	4	7
16	Josh Dunkley	1.39	6	14.7	121	31	13	6	483	1	5
17	Jack Steele	1.35	6	18.8	136	21	5	4	308	3	8
18	Charlie Curnow	1.30	4	22.8	119	19	10	0	547	3	8
19	Dayne Zorko	1.20	8	12.7	138	32	5	0	553	0	9
20	Lachie Whitfield	1.18	6	8.4	133	35	4	2	443	0	6

Round 20 matches

	Votes	CV	SC	Dis.	CP	Gls	
Port Adelaide def. Carlton by 14							
1	Ollie Wines	2.42	10	114	25	11	0
2	Charlie Curnow	1.30	4	119	19	10	3
3	Willem Drew	0.63	6	112	22	10	0
4	Jason Horne-Francis	0.60	1	98	23	9	1
5	Travis Boak	0.16	2	76	22	6	0
6	Patrick Cripps	0.15	0	86	25	18	0
7	Zak Butters	0.12	0	98	23	8	0
10	Miles Bergman	0.09	4	80	16	6	0

	Votes	CV	SC	Dis.	CP	Gls	
Fremantle def. West Coast by 35							
1	Caleb Serong	2.49	10	111	32	15	1
2	Andrew Brayshaw	2.41	8	137	36	10	1
3	Tim Kelly	0.43	2	139	32	18	1
4	Harley Reid	0.17	3	82	29	15	0
5	Josh Treacy	0.13	5	97	11	8	3
6	Jaeger O'Meara	0.09	1	95	20	10	2
7	Elliot Yeo	0.04	0	104	26	8	0
8	Hayden Young	0.04	0	117	20	10	0

	Votes	CV	SC	Dis.	CP	Gls	
Brisbane def. Gold Coast by 28							
1	Lachie Neale	2.78	10	117	35	13	1
2	Josh Dunkley	1.39	6	121	31	13	1
3	Dayne Zorko	1.20	8	138	32	5	0
4	Cam Rayner	0.42	3	111	25	10	2
5	Sam Flanders	0.06	0	141	33	16	1
6	Darcy Wilmot	0.05	1	109	27	8	0
7	Hugh McCluggage	0.05	0	91	22	4	2
8	Jarrod Berry	0.02	0	91	24	3	0

	Votes	CV	SC	Dis.	CP	Gls	
Greater Western Sydney def. Melbourne by 2							
1	Finn Callaghan	1.92	9	122	36	12	0
2	Tom Green	1.41	5	102	33	16	1
3	Lachie Whitfield	1.18	6	133	35	4	0
4	James Peatling	0.94	6	133	28	18	0
5	Toby Greene	0.15	1	107	16	8	3
6	Clayton Oliver	0.13	1	92	26	13	0
7	Brent Daniels	0.11	2	132	17	6	2
8	Jesse Hogan	0.04	0	94	11	7	4

	Votes	CV	SC	Dis.	CP	Gls	
Geelong def. North Melbourne by 40							
1	Tom Stewart	2.43	10	139	32	18	0
2	Harry Sheezel	1.83	8	160	36	25	1
3	Tristan Xerri	1.05	3	151	25	14	0
4	Oliver Dempsey	0.19	3	108	18	8	3
5	Luke Davies-Uniacke	0.14	2	92	31	14	0
6	Max Holmes	0.08	0	80	22	9	1
7	Tyson Stengle	0.07	3	93	11	8	3
8	Jeremy Cameron	0.07	0	91	19	6	2

	Votes	CV	SC	Dis.	CP	Gls	
St Kilda def. Essendon by 53							
1	Cooper Sharman	2.17	10	129	21	10	3
2	Rowan Marshall	1.46	5	135	26	13	1
3	Jack Steele	1.35	6	136	21	5	3
4	Nasiah Wanganeen-Milera	0.82	7	134	31	4	1
5	Anthony Caminiti	0.08	1	98	15	8	3
6	Jack Sinclair	0.04	0	99	28	6	0
7	Callum Wilkie	0.04	1	113	21	5	0
8	Zach Merrett	0.01	0	106	24	8	1

	Votes	CV	SC	Dis.	CP	Gls	
Hawthorn def. Adelaide by 66							
1	Connor Macdonald	2.59	10	116	28	9	2
2	Jai Newcombe	1.18	3	100	22	9	2
3	Will Day	0.93	7	136	20	12	1
4	Jarman Impey	0.50	7	86	20	2	1
5	Rory Laird	0.17	0	115	29	18	0
6	Mabior Chol	0.16	2	86	17	7	2
7	Jake Soligo	0.15	1	120	30	19	0
8	Lachlan Sholl	0.06	0	111	29	8	0

	Votes	CV	SC	Dis.	CP	Gls	
Collingwood def. Richmond by 26							
1	Nick Daicos	2.96	10	147	42	18	0
2	Josh Daicos	1.75	8	127	32	6	0
3	Darcy Cameron	0.67	3	121	18	12	1
4	Nathan Broad	0.24	6	135	27	8	0
5	Darcy Moore	0.07	2	120	18	9	0
6	Scott Pendlebury	0.06	0	115	22	11	1
7	Jack Bytel	0.06	0	66	25	7	0
8	Lachie Schultz	0.03	0	77	12	4	2

	Votes	CV	SC	Dis.	CP	Gls	
Western Bulldogs def. Sydney by 39							
1	Adam Treloar	2.69	10	146	40	19	0
2	Jamarra Ugle-Hagan	1.40	7	95	13	6	4
3	Matt Roberts	0.72	2	161	36	10	1
4	Ed Richards	0.43	2	117	25	10	1
5	Liam Jones	0.15	7	90	14	8	0
6	Marcus Bontempelli	0.14	0	109	22	12	1
7	Tom Liberatore	0.12	2	76	22	15	0
8	Errol Gulden	0.11	0	99	27	11	1

Round 21

Leaderboard

		Votes	1st
1	Nick Daicos	29.0	55%
2	Patrick Cripps	28.3	43%
3	Marcus Bontempelli	24.3	5%
4	Lachie Neale	24.2	5%
5	Caleb Serong	22.3	4%
6	Noah Anderson	20.0	0%
7	Adam Treloar	19.7	0%
8	Errol Gulden	19.2	0%
9	Isaac Heeney	18.8	0%
10	Zach Merrett	18.4	0%
11	Chad Warner	17.5	0%
12	Zak Butters	16.8	0%
13	Max Gawn	16.0	0%
14	Andrew Brayshaw	15.9	0%
15	Sam Walsh	15.1	0%
16	Tom Green	14.9	0%
17	Luke Davies-Uniacke	14.1	0%
18	Jeremy Cameron	14.0	0%
19	Jordan Dawson	13.8	0%
20	Jai Newcombe	13.2	0%

Remaining Votes

		Votes
1	Jai Newcombe	5.5
2	Nick Daicos	5.4
3	Zak Butters	5.2
4	Isaac Heeney	5.0
5	Patrick Cripps	4.8
6	Rowan Marshall	4.4
7	Matt Rowell	4.0
8	Jason Horne-Francis	4.0
9	Patrick Dangerfield	3.2
10	Massimo D'Ambrosio	3.2
11	Nic Martin	3.1
12	Lachie Neale	3.1
13	Chad Warner	3.0
14	Jeremy Cameron	3.0
15	Sam Darcy	3.0
16	Jesse Hogan	2.9
17	Tristan Xerri	2.8
18	Jack Viney	2.8
19	George Hewett	2.8
20	Nick Blakey	2.8

Most Votes for Round

		Votes	CV	Player Rating	SC	Dis.	CP	Clr	Mtrs Gnd	Gls	SI
1	Jeremy Cameron	2.99	10	24.9	117	17	4	0	309	6	9
2	Luke Davies-Uniacke	2.98	10	26.6	141	33	14	8	407	3	9
3	Marcus Bontempelli	2.85	10	21.1	182	33	12	5	532	2	16
4	Jesse Hogan	2.68	10	18.3	146	17	11	0	210	5	7
5	Patrick Cripps	2.44	9	15.2	125	30	15	7	556	1	9
6	Jye Caldwell	2.36	10	11.6	111	32	11	4	506	0	8
7	Willem Drew	2.30	10	16.6	163	32	16	8	523	0	11
8	Lachie Neale	2.01	8	22.6	103	33	13	13	279	0	7
9	Matt Rowell	1.98	8	18.5	122	30	21	12	484	0	6
10	Adam Treloar	1.88	8	21.2	149	30	10	6	366	2	11
11	Cam Rayner	1.47	6	14.0	99	22	7	2	441	3	8
12	Lachie Whitfield	1.35	6	18.6	152	37	3	0	702	0	10
13	Nick Daicos	1.35	5	14.1	101	28	15	7	471	1	6
14	Elliot Yeo	1.33	8	15.0	119	26	10	5	628	0	3
15	Jai Newcombe	1.32	6	19.7	105	30	19	11	460	0	2
16	Hugh McCuggage	1.24	5	23.4	115	28	14	9	369	1	9
17	Andrew Brayshaw	1.22	5	19.2	137	33	16	8	319	0	5
18	Jason Horne-Francis	1.18	7	19.0	124	27	15	6	455	1	12
19	Hayden Young	1.08	4	23.5	125	27	13	7	438	2	8
20	Tim Kelly	1.07	5	13.7	93	31	14	8	299	0	4

Round 21 matches

	Votes	CV	SC	Dis.	CP	Gls
West Coast def. Gold Coast by 10						
1	Matt Rowell	1.98	8	122	30	21 0
2	Elliot Yeo	1.33	8	119	26	10 0
3	Tim Kelly	1.07	5	93	31	14 0
4	Jake Waterman	0.56	5	79	14	3 4
5	Jarrod Witts	0.51	0	161	21	15 1
6	Noah Anderson	0.12	0	93	30	10 1
7	Liam Duggan	0.12	0	98	22	7 1
8	Jack Darling	0.07	0	107	22	8 1

	Votes	CV	SC	Dis.	CP	Gls
Western Bulldogs def. Melbourne by 51						
1	Marcus Bontempelli	2.85	10	182	33	12 2
2	Adam Treloar	1.88	8	149	30	10 2
3	Bailey Dale	0.60	5	126	34	10 0
4	Max Gawn	0.26	0	130	23	11 1
5	Jamarra Ugle-Hagan	0.16	5	108	16	8 2
6	Tim English	0.10	1	102	16	7 1
7	Caleb Poulter	0.04	0	111	23	3 1
8	Trent Rivers	0.02	0	90	25	13 1

	Votes	CV	SC	Dis.	CP	Gls
Collingwood def. Carlton by 3						
1	Patrick Cripps	2.44	9	125	30	15 1
2	Nick Daicos	1.35	5	101	28	15 1
3	Scott Pendlebury	1.02	6	109	27	14 0
4	George Hewett	0.53	3	135	32	20 0
5	Darcy Cameron	0.18	3	99	15	12 0
6	Sam Walsh	0.16	0	108	30	7 0
7	Nic Newman	0.15	0	144	34	7 0
8	Jeremy Howe	0.08	2	144	20	4 0

	Votes	CV	SC	Dis.	CP	Gls
Geelong def. Adelaide by 5						
1	Jeremy Cameron	2.99	10	117	17	4 6
2	Tom Stewart	0.51	4	120	28	10 0
3	Riley Thilthorpe	0.43	4	100	14	8 3
4	Josh Rachele	0.37	5	105	14	5 3
5	Patrick Dangerfield	0.30	3	87	21	13 0
6	Jordan Dawson	0.22	0	98	27	9 0
7	Tanner Bruhn	0.16	0	108	23	13 1
8	Tyson Stengle	0.15	2	105	20	14 1

	Votes	CV	SC	Dis.	CP	Gls
North Melbourne def. Richmond by 13						
1	Luke Davies-Uniacke	2.98	10	141	33	14 3
2	Bailey Scott	0.92	5	118	28	8 1
3	Tristan Xerri	0.83	2	144	20	9 0
4	Nick Larkey	0.39	0	93	12	4 5
5	Dion Prestia	0.16	5	81	29	12 0
6	Harry Sheezel	0.15	0	105	29	9 0
7	Jackson Archer	0.12	5	79	20	6 0
8	Liam Baker	0.11	3	101	21	10 2

	Votes	CV	SC	Dis.	CP	Gls
Port Adelaide def. Sydney by 112						
1	Willem Drew	2.30	10	163	32	16 0
2	Jason Horne-Francis	1.18	7	124	27	15 1
3	Zak Butters	0.83	3	132	30	7 0
4	Ollie Wines	0.64	1	133	31	18 1
5	Dan Houston	0.50	2	105	24	2 2
6	Mitch Georgiades	0.29	4	116	14	8 4
7	Kane Farrell	0.11	3	110	25	7 0
8	Connor Rozee	0.10	0	108	27	6 1





















	Votes	CV	SC	Dis.	CP	Gls
Essendon def. Fremantle by 1						
1	Jye Caldwell	2.36	10	111	32	11 0
2	Andrew Brayshaw	1.22	5	137	33	16 0
3	Hayden Young	1.08	4	125	27	13 2
4	Darcy Parish	0.49	1	106	34	8 0
5	Caleb Serong	0.23	0	102	32	12 0
6	Jake Stringer	0.15	3	88	8	5 4
7	Mason Redman	0.14	3	116	27	7 0
11	Dylan Shiel	0.04	4	84	20	9 0

	Votes	CV	SC	Dis.	CP	Gls
Greater Western Sydney def. Hawthorn by 2						
1	Jesse Hogan	2.68	10	146	17	11 5
2	Lachie Whitfield	1.35	6	152	37	3 0
3	Jai Newcombe	1.32	6	105	30	19 0
4	Toby Greene	0.30	2	101	17	7 3
5	Brent Daniels	0.20	5	86	23	7 1
6	Tom Green	0.05	0	119	25	15 1
7	Karl Amon	0.04	0	131	30	5 0
8	Lloyd Meek	0.01	0	109	16	7 0





















	Votes	CV	SC	Dis.	CP	Gls
Brisbane def. St Kilda by 85						
1	Lachie Neale	2.01	8	103	33	13 0
2	Cam Rayner	1.47	6	99	22	7 3
3	Hugh McCluggage	1.24	5	115	28	14 1
4	Joe Daniher	0.83	2	99	18	7 4
5	Harris Andrews	0.08	1	109	18	5 0
6	Zac Bailey	0.08	0	91	20	5 3
7	Jack Sinclair	0.05	0	142	30	5 0
10	Oscar McInerney	0.03	5	94	9	8 0

Round 22





















Leaderboard

		Votes	1st
1	 Nick Daicos	29.0	52%
2	 Patrick Cripps	28.3	40%
3	 Marcus Bontempelli	24.6	5%
4	 Caleb Serong	24.6	10%
5	 Lachie Neale	24.3	5%
6	 Isaac Heeney	21.3	1%
7	 Noah Anderson	20.1	0%
8	 Chad Warner	19.9	0%
9	 Zach Merrett	19.9	1%
10	 Adam Treloar	19.7	0%
11	 Errol Gulden	19.2	0%
12	 Zak Butters	17.9	0%
13	 Max Gawn	16.6	0%
14	 Andrew Brayshaw	15.9	0%
15	 Tom Green	15.9	0%
16	 Sam Walsh	15.1	0%
17	 Matt Rowell	15.0	0%
18	 Jordan Dawson	14.3	0%
19	 Luke Davies-Uniacke	14.2	0%
20	 Jeremy Cameron	14.0	0%









Remaining Votes









		Votes
1	 Jai Newcombe	5.4
2	 Nick Daicos	5.3
3	 Patrick Cripps	4.7
4	 Zak Butters	4.1
5	 Sam Darcy	3.0
6	 Jeremy Cameron	3.0
7	 Lachie Neale	3.0
8	 George Hewett	2.8
9	 Jack Viney	2.8
10	 Ed Richards	2.8
11	 Nick Blakey	2.7
12	 Ollie Wines	2.7
13	 Isaac Heeney	2.6
14	 Brent Daniels	2.3
15	 Nic Martin	2.2
16	 Marcus Bontempelli	2.1
17	 Jack Steele	2.1
18	 Ed Langdon	2.1
19	 Jesse Hogan	2.0
20	 Sam Flanders	1.9









Most Votes for Round









		Votes	CV	Player Rating	SC	Dis.	CP	Clr	Mtrs Gnd	Gl	SI
1	 Tristan Xerri	2.70	9	26.8	185	30	23	13	307	0	9
2	 Rowan Marshall	2.56	7	13.8	126	23	5	3	480	3	8
3	 Matt Rowell	2.49	10	14.1	110	32	20	9	414	0	7
4	 Isaac Heeney	2.46	10	11.9	144	32	15	7	480	1	8
5	 Chad Warner	2.39	6	25.6	164	33	13	8	490	2	8
6	 Patrick Dangerfield	2.31	10	13.3	89	20	14	11	455	1	8
7	 Caleb Serong	2.28	8	21.7	114	22	8	6	311	3	6
8	 Jason Horne-Francis	2.04	7	15.4	141	28	11	2	420	2	5
9	 Kysaiah Pickett	2.03	7	21.2	122	21	12	2	480	4	8
10	 Daniel Rioli	1.70	9	14.5	135	36	5	2	689	0	6
11	 James Peatling	1.58	10	12.9	100	20	11	9	250	0	3
12	 Dylan Moore	1.53	9	10.7	97	29	3	1	578	0	11
13	 Darcy Fogarty	1.52	8	25.3	116	9	6	0	253	5	9
14	 Zach Merrett	1.48	6	21.3	145	32	13	4	585	0	11
15	 Massimo D'Ambrosio	1.40	9	9.2	100	31	6	0	438	0	8
16	 James Sicily	1.37	6	10.1	107	30	5	0	541	0	6
17	 Jeremy McGovern	1.23	9	15.0	155	25	10	0	560	0	2
18	 Will Ashcroft	1.14	7	13.0	129	29	9	5	335	0	10
19	 Zak Butters	1.12	7	15.9	131	30	13	5	579	1	5
20	 Matt Crouch	1.11	5	13.9	96	32	18	7	399	0	9









Round 22 matches









	Votes	CV	SC	Dis.	CP	Gls	
Sydney def. Collingwood by 3							
1	 Isaac Heeney	2.46	10	144	32	15	1
2	 Chad Warner	2.39	6	164	33	13	2
3	 Darcy Cameron	0.64	7	165	19	15	1
4	 Steele Sidebottom	0.14	5	84	21	10	0
5	 Nick Daicos	0.08	0	66	25	13	0
6	 Will Hayward	0.06	1	86	14	6	3
7	 Nick Blakey	0.03	0	117	24	5	0
8	 Josh Daicos	0.03	1	106	26	7	0









	Votes	CV	SC	Dis.	CP	Gls	
Greater Western Sydney def. Brisbane by 18							
1	 James Peatling	1.58	10	100	20	11	0
2	 Will Ashcroft	1.14	7	129	29	9	0
3	 Tom Green	0.91	1	119	28	8	0
4	 Jesse Hogan	0.86	2	114	16	10	3
5	 Darcy Jones	0.39	4	97	18	5	2
6	 Finn Callaghan	0.32	0	116	24	7	1
7	 Lachie Whitfield	0.22	2	97	25	8	0
23	 Brandon Starcevich	0.00	4	56	13	3	0









	Votes	CV	SC	Dis.	CP	Gls	
Gold Coast def. Essendon by 1							
1	 Matt Rowell	2.49	10	110	32	20	0
2	 Zach Merrett	1.48	6	145	32	13	0
3	 Nic Martin	0.96	3	130	36	8	0
4	 Mac Andrew	0.65	7	74	13	5	4
5	 Sam Flanders	0.09	1	93	22	8	2
6	 Noah Anderson	0.07	0	96	26	9	0
7	 Sam Durham	0.05	0	101	23	12	1
8	 Darcy Parish	0.03	0	85	27	13	0









	Votes	CV	SC	Dis.	CP	Gls	
Geelong def. Fremantle by 11							
1	 Patrick Dangerfield	2.31	10	89	20	14	1
2	 Caleb Serong	2.28	8	114	22	8	3
3	 Zach Guthrie	0.30	5	109	20	9	0
4	 Luke Ryan	0.27	0	156	36	2	0
5	 Max Holmes	0.17	3	104	20	7	0
6	 Jordan Clark	0.15	0	138	28	5	1
7	 Gryan Miers	0.14	1	83	23	6	1
8	 Hayden Young	0.07	1	105	22	14	1

	Votes	CV	SC	Dis.	CP	Gls	
Port Adelaide def. Melbourne by 2							
1	 Jason Horne-Francis	2.04	7	141	28	11	2
2	 Kysaiah Pickett	2.03	7	122	21	12	4
3	 Zak Butters	1.12	7	131	30	13	1
4	 Max Gawn	0.63	6	177	22	15	0
5	 Travis Boak	0.13	3	120	29	5	0
6	 Connor Rozee	0.02	0	104	28	5	0
7	 Alex Neal-Bullen	0.01	0	98	24	8	1
8	 Jack Viney	0.01	0	92	23	11	0

	Votes	CV	SC	Dis.	CP	Gls	
West Coast def. North Melbourne by 5							
1	 Tristan Xerri	2.70	9	185	30	23	0
2	 Jeremy McGovern	1.23	9	155	25	10	0
3	 Oscar Allen	0.96	6	123	14	8	5
4	 Harry Sheezel	0.80	4	122	31	11	2
5	 Colby McKercher	0.16	1	146	37	5	0
6	 Tom Powell	0.06	0	123	26	9	2
7	 Paul Curtis	0.03	1	119	15	6	3
8	 Luke Davies-Uniacke	0.03	0	109	28	14	0





















	Votes	CV	SC	Dis.	CP	Gls	
Adelaide def. Western Bulldogs by 39							
1	 Darcy Fogarty	1.52	8	116	9	6	5
2	 Matt Crouch	1.11	5	96	32	18	0
3	 Reilly O'Brien	0.83	8	117	11	3	0
4	 Ben Keays	0.68	3	108	19	7	3
5	 Jordan Dawson	0.54	0	105	27	6	1
6	 Lachlan Sholl	0.48	1	102	34	8	0
7	 Rory Laird	0.28	0	100	28	8	0
8	 Marcus Bontempelli	0.25	0	119	26	10	2

	Votes	CV	SC	Dis.	CP	Gls	
Hawthorn def. Carlton by 74							
1	 Dylan Moore	1.53	9	97	29	3	0
2	 Massimo D'Ambrosio	1.40	9	100	31	6	0
3	 James Sicily	1.37	6	107	30	5	0
4	 Josh Weddle	0.66	4	97	18	4	3
5	 Jarman Impey	0.18	2	92	25	9	0
6	 Matthew Kennedy	0.16	0	119	33	10	0
7	 James Worpel	0.11	0	102	25	11	0
8	 Jack Gunston	0.10	0	85	15	3	3










	Votes	CV	SC	Dis.	CP	Gls	
St Kilda def. Richmond by 48							
1	 Rowan Marshall	2.56	7	126	23	5	3
2	 Daniel Rioli	1.70	9	135	36	5	0
3	 Josh Battle	0.94	7	114	28	9	0
4	 Jack Sinclair	0.40	4	123	29	3	0
5	 Callum Wilkie	0.16	3	123	23	7	0
6	 Jack Steele	0.06	0	100	22	10	0
7	 Paddy Dow	0.04	0	109	22	8	1
8	 Tim Membrey	0.04	0	110	15	7	3

Round 23





















Leaderboard

		Votes	1st
1	 Nick Daicos	31.4	54%
2	 Patrick Cripps	31.0	48%
3	 Marcus Bontempelli	25.8	3%
4	 Lachie Neale	24.6	2%
5	 Caleb Serong	24.6	3%
6	 Isaac Heeney	23.8	2%
7	 Zak Butters	20.9	0%
8	 Noah Anderson	20.3	0%
9	 Adam Treloar	20.2	0%
10	 Chad Warner	19.9	0%
11	 Zach Merrett	19.9	0%
12	 Errol Gulden	19.3	0%
13	 Tom Green	16.9	0%
14	 Max Gawn	16.7	0%
15	 Andrew Brayshaw	16.6	0%
16	 Jai Newcombe	15.9	0%
17	 Rowan Marshall	15.3	0%
18	 Jordan Dawson	15.2	0%
19	 Sam Walsh	15.1	0%
20	 Matt Rowell	15.0	0%









Remaining Votes









		Votes
1	 Jeremy Cameron	3.0
2	 Nick Daicos	3.0
3	 Nick Blakey	2.7
4	 Jai Newcombe	2.7
5	 Lachie Neale	2.7
6	 Ollie Wines	2.5
7	 Ed Richards	2.3
8	 Patrick Cripps	2.0
9	 Sam Flanders	1.9
10	 Sam Walsh	1.8
11	 Massimo D'Ambrosio	1.8
12	 Errol Gulden	1.7
13	 Josh Daicos	1.7
14	 Matt Rowell	1.5
15	 Zak Butters	1.1
16	 Patrick Lipinski	1.1
17	 Zach Merrett	1.0
18	 Daniel Rioli	1.0
19	 Noah Anderson	1.0
20	 Hugh McCluggage	1.0









Most Votes for Round









		Votes	CV	Player Rating	SC	Dis.	CP	Clr	Mtrs Gnd	Gls	SI
1	 Sam Darcy	2.99	10	27.3	146	20	11	1	303	7	15
2	 Zak Butters	2.99	10	17.3	156	42	20	10	748	1	10
3	 Jack Viney	2.81	10	21.7	136	30	13	9	379	2	10
4	 Patrick Cripps	2.72	10	22.4	142	35	21	10	419	0	12
5	 Jai Newcombe	2.65	9	25.0	162	33	15	9	425	1	15
6	 Isaac Heeney	2.55	10	22.2	117	22	12	3	353	3	7
7	 Nick Daicos	2.36	8	15.0	116	25	9	4	337	2	9
8	 Brent Daniels	2.26	9	33.8	195	29	11	7	504	3	11
9	 George Hewett	2.17	8	5.4	119	35	10	5	485	0	8
10	 Nic Martin	2.16	8	20.8	135	32	10	1	291	3	7
11	 Ed Langdon	2.06	7	15.3	146	37	9	3	592	1	8
12	 Jack Steele	2.05	6	15.9	136	27	13	5	401	2	10
13	 Jesse Hogan	2.00	9	10.9	124	15	6	0	363	6	10
14	 Rowan Marshall	1.73	5	21.2	146	28	17	10	541	1	6
15	 Joe Daniher	1.71	6	13.7	107	16	6	0	500	4	10
16	 Callum Wilkie	1.64	9	20.9	152	28	7	0	426	0	6
17	 James Worpel	1.48	5	10.3	98	29	9	4	613	2	11
18	 Jason Horne-Francis	1.40	6	15.6	92	23	10	8	393	2	7
19	 Jack Gunston	1.31	4	20.7	129	17	4	0	368	5	9
20	 Marcus Bontempelli	1.20	5	16.0	123	29	14	6	372	0	11









Round 23 matches









	Votes	CV	SC	Dis.	CP	Gls
Sydney def. Essendon by 39						
1	 Isaac Heeney	2.55	10	117	22	12 3
2	 Nic Martin	2.16	8	135	32	10 3
3	 Luke Parker	0.40	2	68	15	7 3
4	 Oliver Florent	0.23	4	113	23	6 1
5	 Callum Mills	0.13	2	97	26	9 0
6	 Jye Caldwell	0.13	0	102	31	11 1
7	 Errol Gulden	0.12	0	84	25	8 0
8	 Dylan Shiel	0.08	1	110	30	11 0









	Votes	CV	SC	Dis.	CP	Gls
Collingwood def. Brisbane by 1						
1	 Nick Daicos	2.36	8	116	25	9 2
2	 Joe Daniher	1.71	6	107	16	6 4
3	 Hugh McCluggage	0.40	4	123	26	16 0
4	 Lachie Neale	0.33	0	123	22	13 2
5	 Darcy Cameron	0.20	2	144	15	10 1
6	 Jeremy Howe	0.20	5	116	24	3 0
7	 Steele Sidebottom	0.20	0	87	26	8 0
8	 Josh Dunkley	0.19	2	108	27	14 0









	Votes	CV	SC	Dis.	CP	Gls
Melbourne def. Gold Coast by 54						
1	 Jack Viney	2.81	10	136	30	13 2
2	 Ed Langdon	2.06	7	146	37	9 1
3	 Daniel Turner	0.35	7	82	11	7 4
4	 Trent Rivers	0.21	2	93	30	9 0
5	 Noah Anderson	0.19	0	122	33	11 0
6	 Sam Flanders	0.07	1	120	28	7 2
7	 Max Gawn	0.07	0	97	16	11 0
8	 Alex Neal-Bullen	0.06	1	119	22	4 0









	Votes	CV	SC	Dis.	CP	Gls
Greater Western Sydney def. Fremantle by 9						
1	 Brent Daniels	2.26	9	195	29	11 3
2	 Jesse Hogan	2.00	9	124	15	6 6
3	 Tom Green	1.03	4	143	40	23 0
4	 Andrew Brayshaw	0.69	6	147	41	21 0
5	 Lachie Whitfield	0.02	1	106	27	6 0
6	 Caleb Serong	0.01	1	105	24	11 2
7	 Stephen Coniglio	0.00	0	91	24	14 0
8	 Kieren Briggs	0.00	0	106	12	7 1

	Votes	CV	SC	Dis.	CP	Gls
Port Adelaide def. Adelaide by 22						
1	 Zak Butters	2.99	10	156	42	20 1
2	 Jason Horne-Francis	1.40	6	92	23	10 2
3	 Jordan Dawson	0.89	6	143	26	11 0
4	 Ollie Wines	0.22	0	131	26	14 0
5	 Matt Crouch	0.21	2	113	29	9 0
6	 Connor Rozee	0.12	0	96	28	10 0
7	 Jordon Sweet	0.06	5	86	8	5 0
8	 Jase Burgoyne	0.05	0	115	22	6 1

	Votes	CV	SC	Dis.	CP	Gls
St Kilda def. Geelong by 18						
1	 Jack Steele	2.05	6	136	27	13 2
2	 Rowan Marshall	1.73	5	146	28	17 1
3	 Callum Wilkie	1.64	9	152	28	7 0
4	 Darcy Wilson	0.22	2	83	25	8 2
5	 Jack Bowes	0.22	3	105	31	9 0
6	 Jack Higgins	0.03	0	106	17	3 3
7	 Jack Sinclair	0.03	0	86	26	6 0
8	 Patrick Dangerfield	0.02	0	91	20	12 1





















	Votes	CV	SC	Dis.	CP	Gls
Hawthorn def. Richmond by 63						
1	 Jai Newcombe	2.65	9	162	33	15 1
2	 James Worpel	1.48	5	98	29	9 2
3	 Jack Gunston	1.31	4	129	17	4 5
4	 Dylan Moore	0.32	6	139	20	5 2
5	 Karl Amon	0.12	1	123	26	1 1
6	 Blake Hardwick	0.04	5	83	22	11 0
7	 Massimo D'Ambrosio	0.02	0	110	26	7 0
8	 Connor Macdonald	0.02	0	88	24	7 0

	Votes	CV	SC	Dis.	CP	Gls
Carlton def. West Coast by 65						
1	 Patrick Cripps	2.72	10	142	35	21 0
2	 George Hewett	2.17	8	119	35	10 0
3	 Brodie Kemp	0.47	5	91	12	4 4
4	 Marc Pittonet	0.15	1	122	20	14 0
5	 Matthew Kennedy	0.10	0	99	23	7 2
6	 Nic Newman	0.07	0	103	25	3 0
7	 Elijah Hollands	0.07	1	96	25	5 0
8	 Jacob Weir	0.05	5	76	15	7 0





















	Votes	CV	SC	Dis.	CP	Gls
Western Bulldogs def. North Melbourne by 96						
1	 Sam Darcy	2.99	10	146	20	11 7
2	 Marcus Bontempelli	1.20	5	123	29	14 0
3	 Adam Treloar	0.53	2	120	33	10 0
4	 Ed Richards	0.51	6	125	22	12 2
5	 Tom Liberatore	0.34	6	101	23	14 0
6	 Joel Freijah	0.19	1	136	29	5 0
7	 Luke Davies-Uniacke	0.06	0	100	30	13 0
8	 Tristan Xerri	0.06	0	141	17	10 1

Round 24









Leaderboard









		Votes	1st
1	 Nick Daicos	34.4	63%
2	 Patrick Cripps	33.0	41%
3	 Lachie Neale	27.3	2%
4	 Marcus Bontempelli	26.7	2%
5	 Caleb Serong	24.6	1%
6	 Isaac Heeney	23.8	0%
7	 Zak Butters	22.0	0%
8	 Noah Anderson	21.2	0%
9	 Errol Gulden	21.1	0%
10	 Zach Merrett	20.9	0%
11	 Chad Warner	20.5	0%
12	 Adam Treloar	20.3	0%
13	 Jai Newcombe	18.6	0%
14	 Andrew Brayshaw	17.3	0%
15	 Tom Green	17.1	0%
16	 Jeremy Cameron	17.0	0%
17	 Sam Walsh	16.9	0%
18	 Max Gawn	16.7	0%
19	 Matt Rowell	16.6	0%
20	 Rowan Marshall	15.4	0%









Most Votes for Round









		Votes	CV	Player Rating	SC	Dis.	CP	Clr	Mtrs Gnd	Gls	SI
1	 Jeremy Cameron	3.00	10	29.6	143	14	1	0	343	9	14
2	 Nick Daicos	2.97	10	21.3	186	40	10	9	675	2	11
3	 Nick Blakey	2.74	10	19.4	127	32	3	0	673	2	7
4	 Jai Newcombe	2.73	10	28.4	140	35	11	10	462	1	15
5	 Lachie Neale	2.68	8	28.0	166	40	19	7	473	1	11
6	 Ollie Wines	2.47	10	16.7	116	31	17	6	411	0	7
7	 Ed Richards	2.26	9	20.0	107	29	12	4	556	2	8
8	 Patrick Cripps	1.99	8	16.9	106	30	18	8	214	0	5
9	 Sam Flanders	1.85	9	27.9	161	29	14	6	318	2	14
10	 Sam Walsh	1.81	8	20.6	139	32	16	9	295	0	7
11	 Massimo D'Ambrosio	1.77	7	20.2	134	31	14	5	430	2	10
12	 Errol Gulden	1.73	8	16.3	118	24	10	8	291	2	8
13	 Josh Daicos	1.73	8	14.1	140	40	6	3	536	0	7
14	 Matt Rowell	1.54	7	17.1	113	29	16	8	370	0	7
15	 Zak Butters	1.09	5	19.0	115	28	15	6	282	0	10
16	 Patrick Lipinski	1.06	4	16.2	131	30	6	2	474	2	8
17	 Zach Merrett	1.04	4	17.5	135	37	7	1	536	1	9
18	 Daniel Rioli	1.01	7	12.8	107	30	6	1	562	2	6
19	 Noah Anderson	0.97	3	17.7	128	30	8	5	601	1	7
20	 Hugh McCluggage	0.96	9	12.2	95	29	9	5	331	0	9









Round 24 matches









	Votes	CV	SC	Dis.	CP	Gls
Collingwood def. Melbourne by 46						
1	 Nick Daicos	2.97	10	186	40	10 2
2	 Josh Daicos	1.73	8	140	40	6 0
3	 Patrick Lipinski	1.06	4	131	30	6 2
4	 Steele Sidebottom	0.15	5	108	22	5 1
5	 Edward Allan	0.03	1	94	21	10 1
6	 Max Gawn	0.02	0	122	20	13 0
7	 Scott Pendlebury	0.01	0	102	23	5 0
8	 Darcy Cameron	0.01	0	92	13	4 2









	Votes	CV	SC	Dis.	CP	Gls
Brisbane def. Essendon by 20						
1	 Lachie Neale	2.68	8	166	40	19 1
2	 Zach Merrett	1.04	4	135	37	7 1
3	 Hugh McCluggage	0.96	9	95	29	9 0
4	 Josh Dunkley	0.53	3	124	28	14 0
5	 Will Ashcroft	0.23	0	115	30	7 0
6	 Kyle Langford	0.19	0	105	25	6 3
7	 Kai Lohmann	0.17	4	93	14	4 3
8	 Nic Martin	0.03	0	97	28	3 1









	Votes	CV	SC	Dis.	CP	Gls
Geelong def. West Coast by 93						
1	 Jeremy Cameron	3.00	10	143	14	1 9
2	 Max Holmes	0.93	8	121	26	3 1
3	 Patrick Dangerfield	0.90	4	100	25	10 1
4	 Rhys Stanley	0.48	2	144	16	9 2
5	 Oliver Henry	0.15	2	101	13	3 4
6	 Tom Atkins	0.07	0	95	22	10 0
7	 Oliver Dempsey	0.07	1	99	21	7 1
8	 Jack Bowes	0.07	0	130	24	7 1









	Votes	CV	SC	Dis.	CP	Gls
Hawthorn def. North Melbourne by 124						
1	 Jai Newcombe	2.73	10	140	35	11 1
2	 Massimo D'Ambrosio	1.77	7	134	31	14 2
3	 James Sicily	0.68	4	102	24	7 2
4	 Jy Simpkin	0.19	0	114	25	10 3
5	 Jack Ginnivan	0.18	3	113	23	9 2
6	 Connor Macdonald	0.15	1	111	19	7 3
7	 Tristan Xerri	0.07	0	123	25	18 0
8	 Nick Watson	0.06	3	97	15	5 3

	Votes	CV	SC	Dis.	CP	Gls
Gold Coast def. Richmond by 28						
1	 Sam Flanders	1.85	9	161	29	14 2
2	 Matt Rowell	1.54	7	113	29	16 0
3	 Daniel Rioli	1.01	7	107	30	6 2
4	 Noah Anderson	0.97	3	128	30	8 1
5	 Tim Taranto	0.23	1	105	30	9 0
6	 Touk Miller	0.11	0	100	31	7 0
7	 Jarrod Witts	0.10	0	121	19	9 1
8	 Ben Long	0.08	2	81	12	4 3

	Votes	CV	SC	Dis.	CP	Gls
Sydney def. Adelaide by 31						
1	 Nick Blakey	2.74	10	127	32	3 2
2	 Errol Gulden	1.73	8	118	24	10 2
3	 Chad Warner	0.64	6	114	22	11 1
4	 Matt Roberts	0.39	3	118	31	3 0
5	 Riley Thilthorpe	0.14	3	110	16	7 3
6	 Luke Parker	0.13	0	102	19	8 3
7	 Callum Mills	0.05	0	98	27	7 0
8	 Logan McDonald	0.04	0	71	17	3 3

	Votes	CV	SC	Dis.	CP	Gls
St Kilda def. Carlton by 2						
1	 Patrick Cripps	1.99	8	106	30	18 0
2	 Sam Walsh	1.81	8	139	32	16 0
3	 Jack Sinclair	0.86	8	111	28	10 0
4	 George Hewett	0.64	2	122	32	8 1
5	 Nic Newman	0.41	1	132	35	4 0
6	 Rowan Marshall	0.08	0	120	19	9 1
7	 Nasiah Wanganeen-Milera	0.06	2	105	25	6 0
8	 Mattaes Phillipou	0.03	0	80	20	7 1

	Votes	CV	SC	Dis.	CP	Gls
Port Adelaide def. Fremantle by 20						
1	 Ollie Wines	2.47	10	116	31	17 0
2	 Zak Butters	1.09	5	115	28	15 0
3	 Jordan Sweet	0.94	6	107	13	9 1
4	 Andrew Brayshaw	0.72	1	127	33	15 0
5	 Jason Horne-Francis	0.51	3	94	20	10 2
6	 Sam Switkowski	0.08	3	128	22	11 1
7	 Jase Burgoyne	0.03	0	96	20	8 0
8	 Hayden Young	0.02	2	94	19	10 0

	Votes	CV	SC	Dis.	CP	Gls
Western Bulldogs def. Greater Western Sydney by 37						
1	 Ed Richards	2.26	9	107	29	12 2
2	 Marcus Bontempelli	0.93	4	116	22	17 1
3	 Bailey Dale	0.88	7	126	27	8 1
4	 Lachie Whitfield	0.68	1	153	42	7 0
5	 Tom Liberatore	0.49	5	112	24	17 1
6	 Tom Green	0.27	0	96	37	17 1
7	 Caleb Daniel	0.14	3	107	23	9 1
8	 Josh Kelly	0.06	0	85	26	12 1